

W. J. Berg


CARGO - STEAMER № 141  
CLASSIFICATION LLOYD'S REGISTER

DEADWEIGHT 850 TONS.

SCALE 1:75

DIMENSIONS


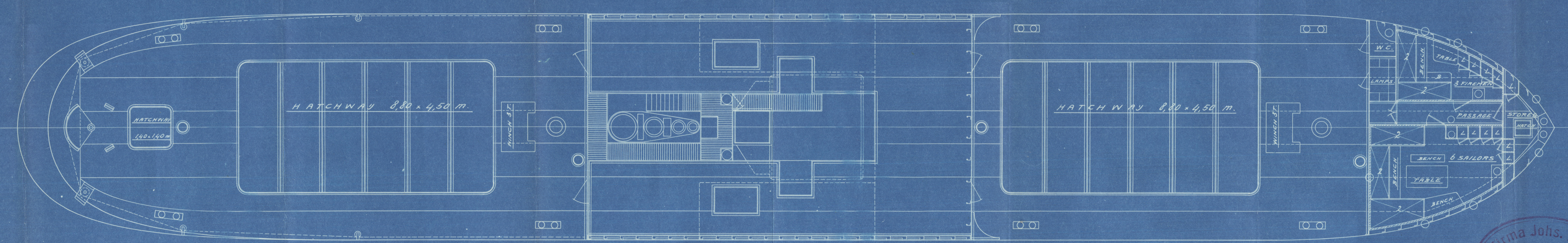

SHIP LENGTH OVER ALL 53.25 METER  
" BETWEEN PERP. 50.00 "  
MOULDED BREADTH 7.80 "  
" DEPTH 4.18 "  
BURTHEW 850 TONS OF 1000 KG IN SEAWATER  
BY 250 % FREEBOARD.  
FORECARGO HOLD INCL. HATCHES 585 c.m.  
" " " " 380 "  
" " " " 160 "  
VELOCITY WITH CARGO 9 MILE  
ENGINE TRIPLE-EXPANSION ENGINE WITH SURFACE CONDENSER  
CYLINDRES 320 x 505 x 800 % PISTON STROKE 650 %  
REV. P. MIN. 130 IHP 400  
SCREW DIAM. 2500 %



BOILER: DIAM. 3605 %, LENGTH 3222 %, WORKING PRESSURE 13 KG/cm<sup>2</sup>  
HEATING SURFACE 1266 M<sup>2</sup>  
CONSUMPTION OF COAL 0.75 KG PER HOUR AND IHP  
BUNKER FOR 200 TONS OF COAL

TANKS: DOUBLE BOTTOM FOREHOLD 90 c.m.  
" " " " 44 "  
PEAWATER TANK 6 "  
DRAINWATER TANKS 4 "

WINCHES: 2 STEAMWINCHES OF 3000 KG.  
1 STEAMANCHORWINCH  
1 HAND-STEERING ENGINE ON THE BRIDGE.



Firma Johs. Berg  
Scheepswerk en Machinefabriek  
Delfzijl (Holland)




plan N<sup>o</sup> 3.

Joh Berg Delfzijl

S.S. N<sup>o</sup> 141.

General arrangement &  
deckplans.



S.S. "Aspacia"

Ans J. E. Rpt no 8067.



© 2021

Lloyd's Register  
Foundation

006705-006722-0113