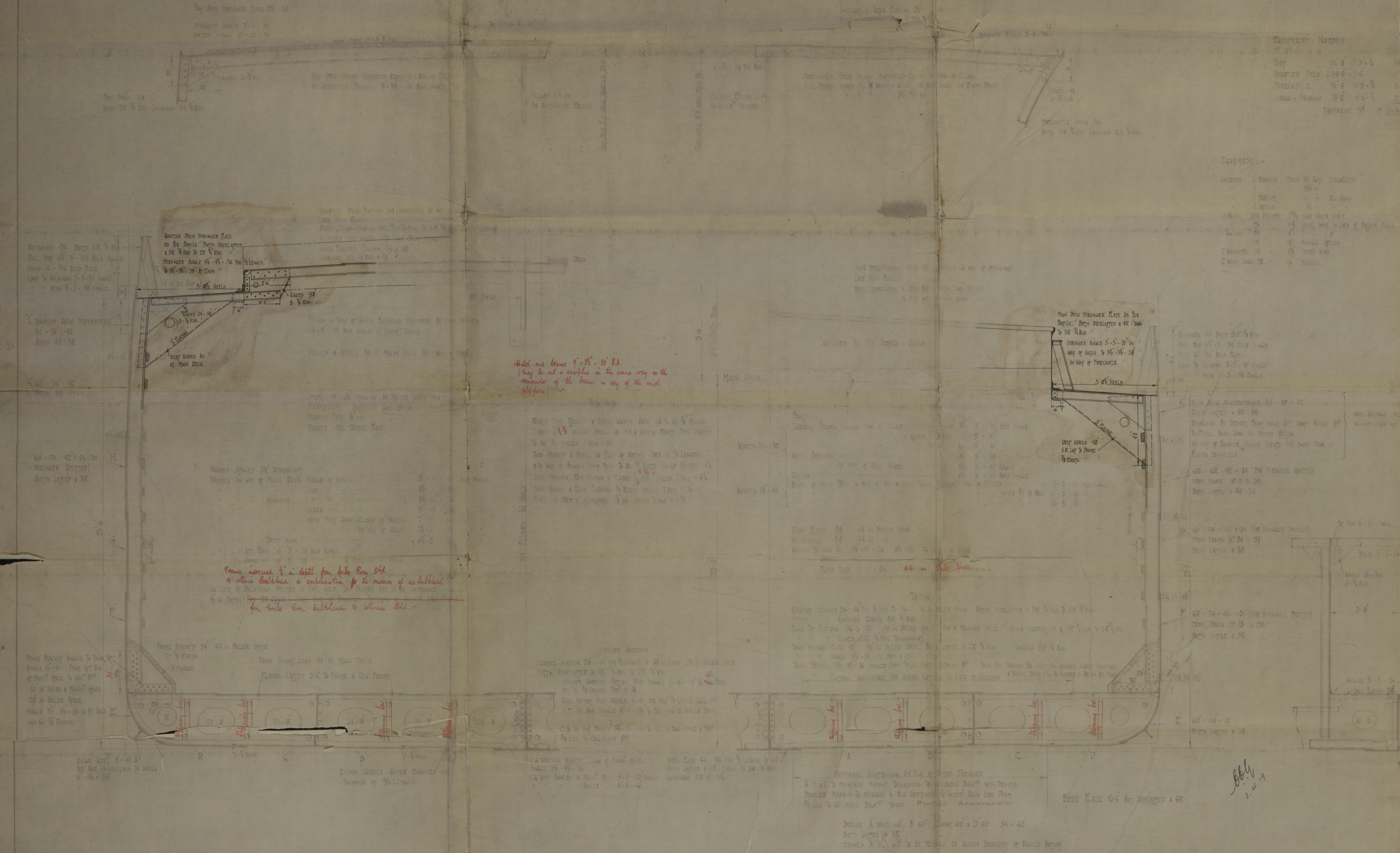



22/1/18  
3.6.19



# S.S. N° 291. AMENDED MIDSHIP SECTION.

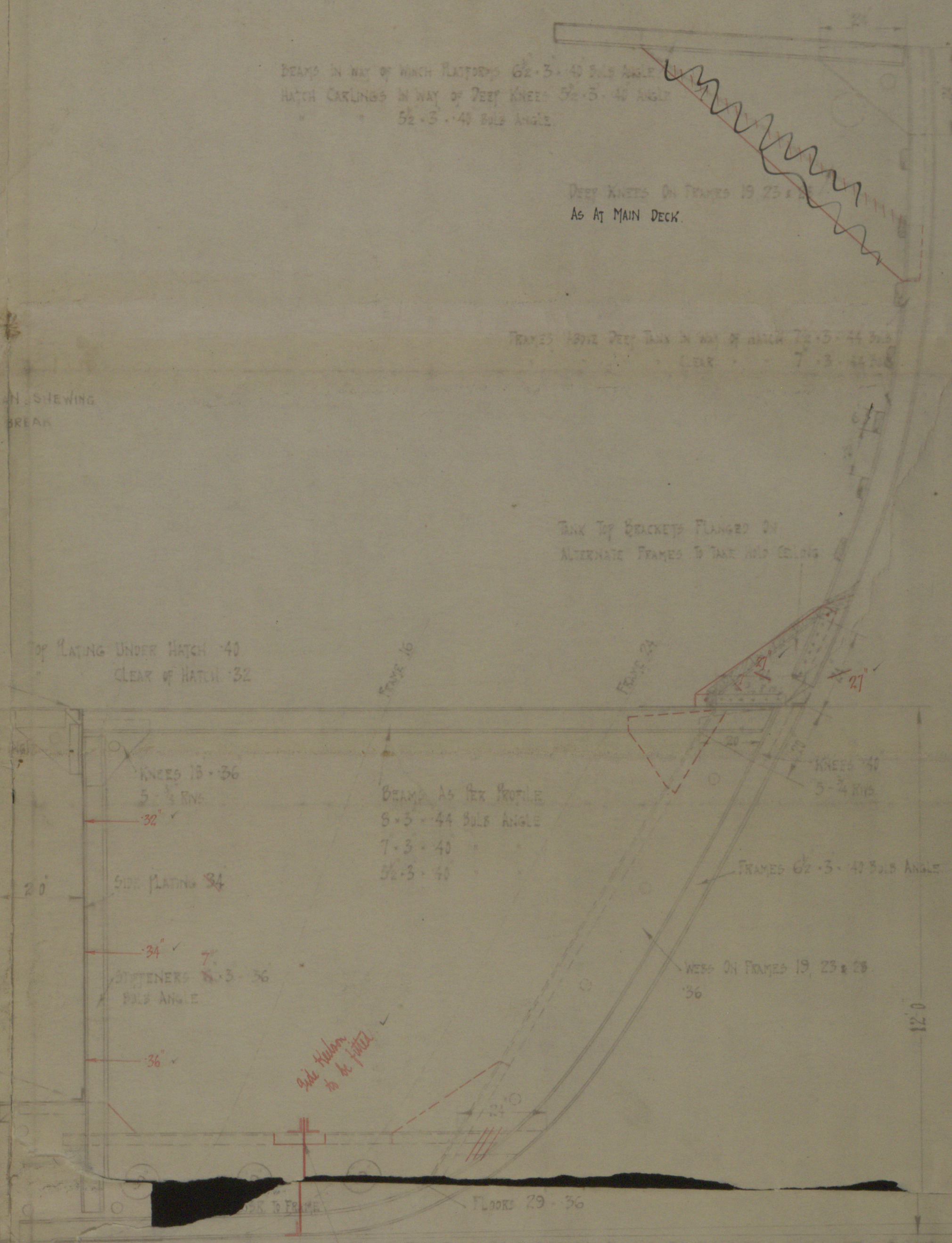


Dimensions 314'0" x 44'0" x 20'0" 25'6" in Quarter Deck  
B. CLASS +100 at L.L. 100  
RATED QUARTER DECK 5'6" COP 7'5" FORECASTLE 8'3"

LLOYD'S NOMINALS

TRANSVERSE	11'	64
LONGITUDINAL	11'	64
1st W. of Main Deck	16'0"	
2nd W. of Main Deck	22'4"	AMENDED 25'6"
3rd W. of Main Deck	27'8"	
4th W. of Main Deck	32'8"	
5th W. of Main Deck	37'8"	
6th W. of Main Deck	42'8"	
7th W. of Main Deck	47'8"	
8th W. of Main Deck	52'8"	
9th W. of Main Deck	57'8"	
10th W. of Main Deck	62'8"	
11th W. of Main Deck	67'8"	
12th W. of Main Deck	72'8"	
13th W. of Main Deck	77'8"	
14th W. of Main Deck	82'8"	
15th W. of Main Deck	87'8"	
16th W. of Main Deck	92'8"	
17th W. of Main Deck	97'8"	
18th W. of Main Deck	102'8"	
19th W. of Main Deck	107'8"	
20th W. of Main Deck	112'8"	
21st W. of Main Deck	117'8"	
22nd W. of Main Deck	122'8"	
23rd W. of Main Deck	127'8"	
24th W. of Main Deck	132'8"	
25th W. of Main Deck	137'8"	
26th W. of Main Deck	142'8"	
27th W. of Main Deck	147'8"	
28th W. of Main Deck	152'8"	
29th W. of Main Deck	157'8"	
30th W. of Main Deck	162'8"	
31st W. of Main Deck	167'8"	
32nd W. of Main Deck	172'8"	
33rd W. of Main Deck	177'8"	
34th W. of Main Deck	182'8"	
35th W. of Main Deck	187'8"	
36th W. of Main Deck	192'8"	
37th W. of Main Deck	197'8"	
38th W. of Main Deck	202'8"	
39th W. of Main Deck	207'8"	
40th W. of Main Deck	212'8"	
41st W. of Main Deck	217'8"	
42nd W. of Main Deck	222'8"	
43rd W. of Main Deck	227'8"	
44th W. of Main Deck	232'8"	
45th W. of Main Deck	237'8"	
46th W. of Main Deck	242'8"	
47th W. of Main Deck	247'8"	
48th W. of Main Deck	252'8"	
49th W. of Main Deck	257'8"	
50th W. of Main Deck	262'8"	
51st W. of Main Deck	267'8"	
52nd W. of Main Deck	272'8"	
53rd W. of Main Deck	277'8"	
54th W. of Main Deck	282'8"	
55th W. of Main Deck	287'8"	
56th W. of Main Deck	292'8"	
57th W. of Main Deck	297'8"	
58th W. of Main Deck	302'8"	
59th W. of Main Deck	307'8"	
60th W. of Main Deck	312'8"	
61st W. of Main Deck	317'8"	
62nd W. of Main Deck	322'8"	
63rd W. of Main Deck	327'8"	
64th W. of Main Deck	332'8"	
65th W. of Main Deck	337'8"	
66th W. of Main Deck	342'8"	
67th W. of Main Deck	347'8"	
68th W. of Main Deck	352'8"	
69th W. of Main Deck	357'8"	
70th W. of Main Deck	362'8"	
71st W. of Main Deck	367'8"	
72nd W. of Main Deck	372'8"	
73rd W. of Main Deck	377'8"	
74th W. of Main Deck	382'8"	
75th W. of Main Deck	387'8"	
76th W. of Main Deck	392'8"	
77th W. of Main Deck	397'8"	
78th W. of Main Deck	402'8"	
79th W. of Main Deck	407'8"	
80th W. of Main Deck	412'8"	
81st W. of Main Deck	417'8"	
82nd W. of Main Deck	422'8"	
83rd W. of Main Deck	427'8"	
84th W. of Main Deck	432'8"	
85th W. of Main Deck	437'8"	
86th W. of Main Deck	442'8"	
87th W. of Main Deck	447'8"	
88th W. of Main Deck	452'8"	
89th W. of Main Deck	457'8"	
90th W. of Main Deck	462'8"	
91st W. of Main Deck	467'8"	
92nd W. of Main Deck	472'8"	
93rd W. of Main Deck	477'8"	
94th W. of Main Deck	482'8"	
95th W. of Main Deck	487'8"	
96th W. of Main Deck	492'8"	
97th W. of Main Deck	497'8"	
98th W. of Main Deck	502'8"	
99th W. of Main Deck	507'8"	
100th W. of Main Deck	512'8"	

NOTE: SCANTLING TO BE THE MINIMUM TO OBTAIN THE CLASS



bbg  
24-12-18



Murdoch & Murray Ltd

No 291.

Amended Indship Section.

Shewing alterations in  
way of Extra wide hatches.

S. S. Moto

Grk Rep No 14635.