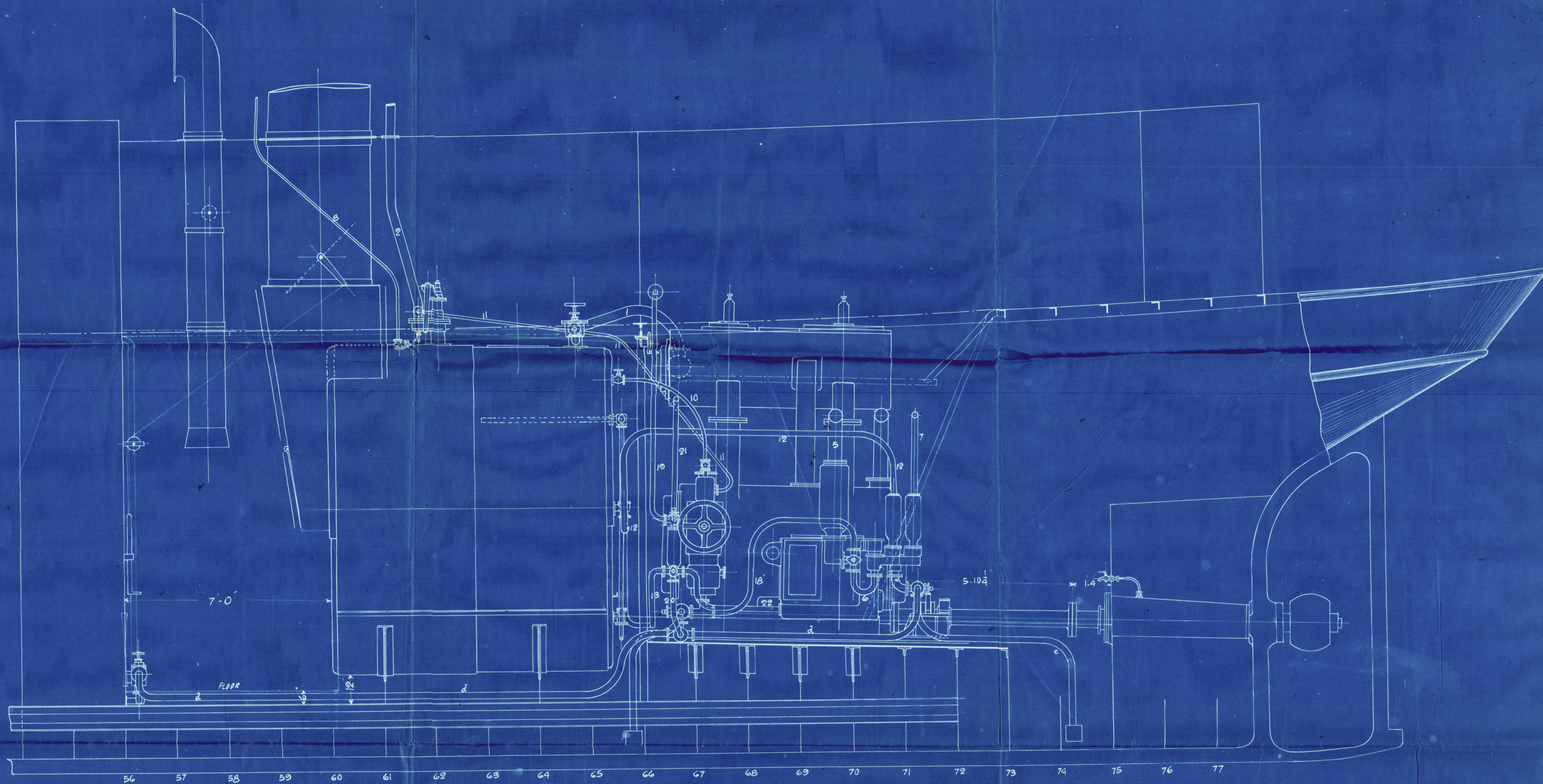
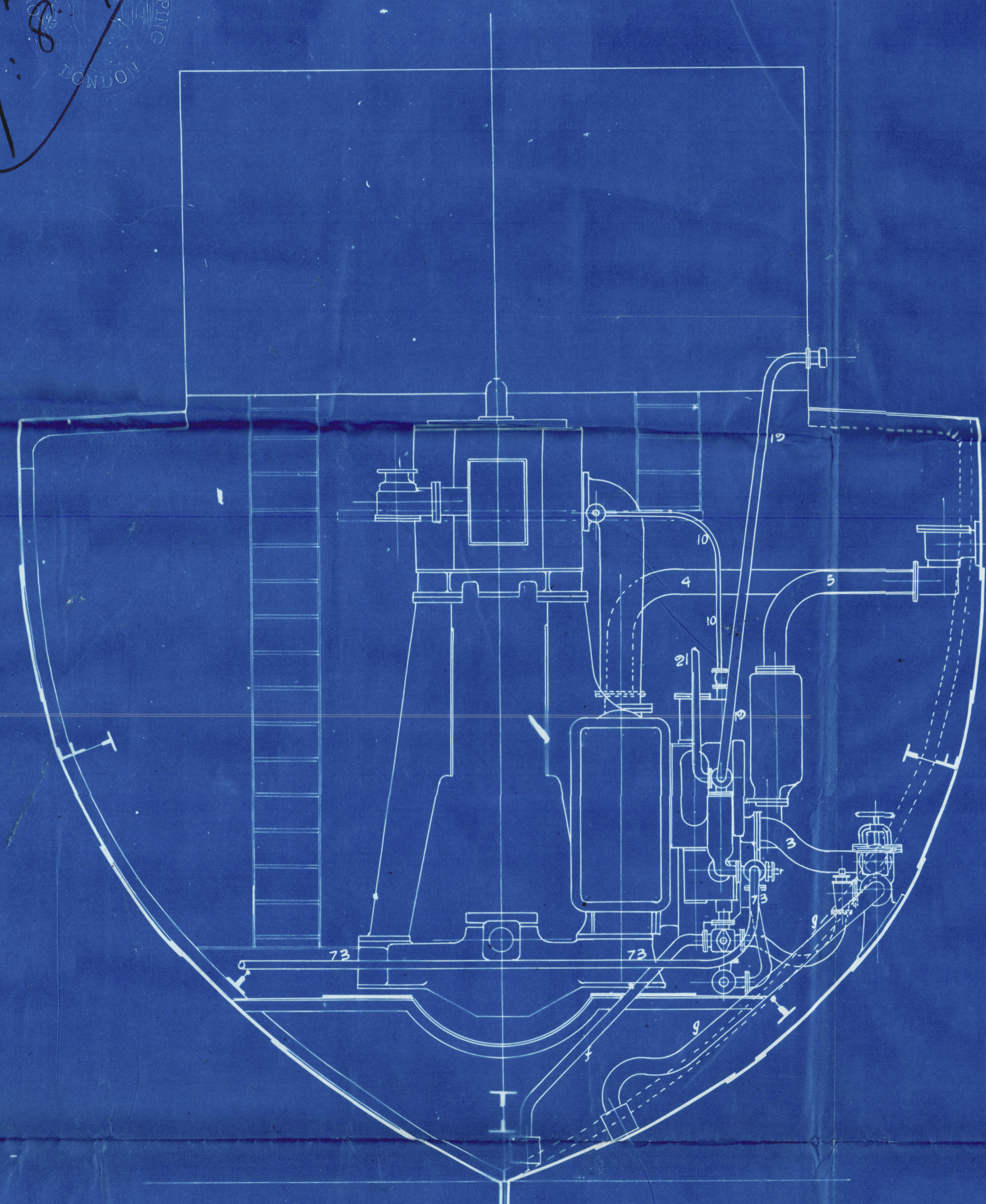

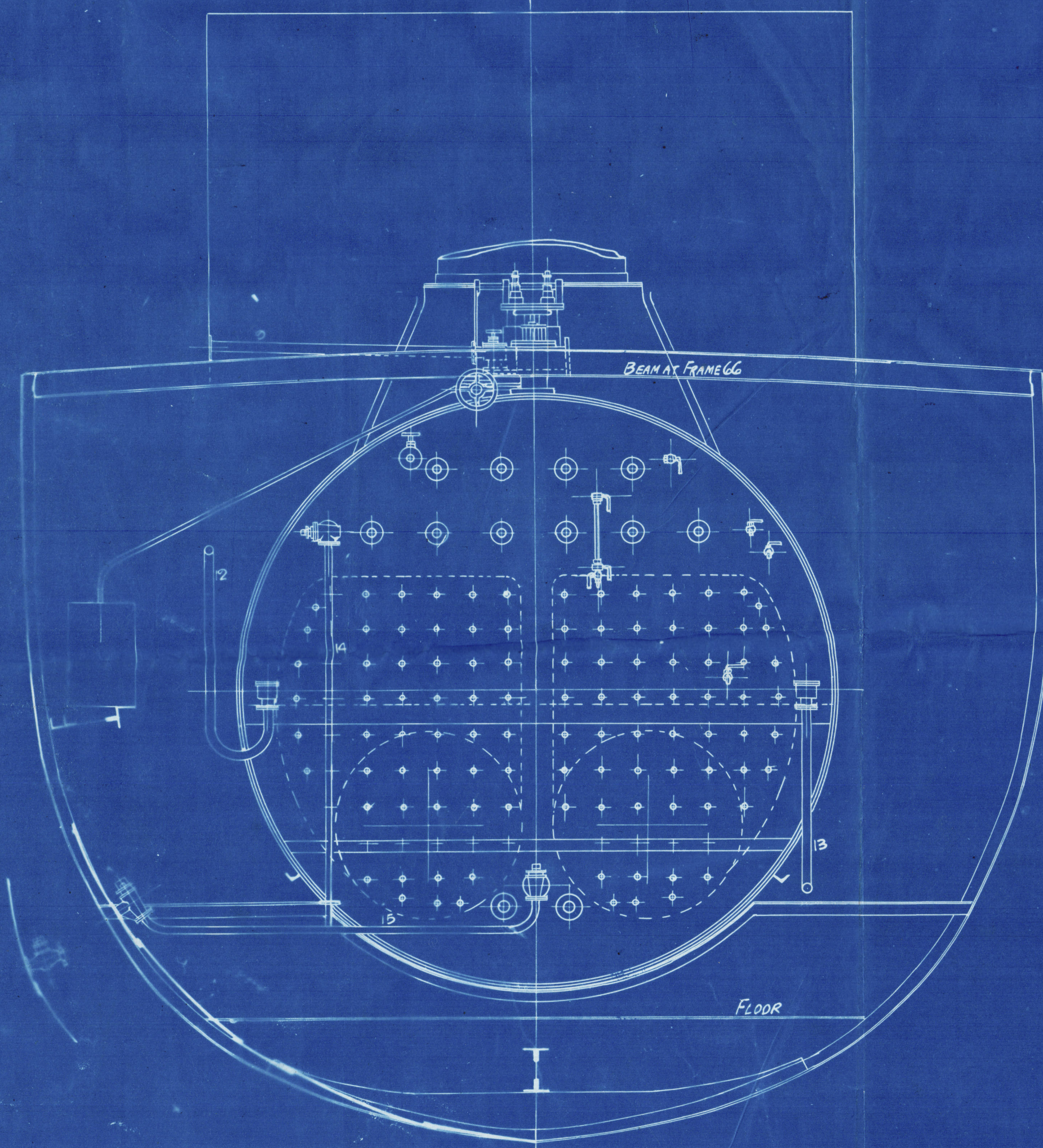


*nm*  
*7.8.26*  
*ab*



SCALE 2" = 1 FOOT

HILL, BROWN, BUTTERY & CO.  
 Drawing Office  
 10, FLEET STREET, LONDON.



LIST OF COPPER PIPES

REF. NO.	PURPOSE	BORE	WT.
1	MAIN STEAM	3 3/4"	9
2	WASTE STEAM	3 3/4"	16
3	CIRCULATING SUCTION	5"	12
4	CIRCULATING DISCHARGE	5 1/2"	12
5	AIR PUMP DISCHARGE	5"	14
6	MAIN FEED HOTWELL SUCTION	2 1/2"	13
7	BILGE PUMP DISCHARGE	2 1/2"	16
8	STEAM TO WHISTLE	1"	13
9	D <sup>o</sup> WINCH	1 1/2"	12
10	D <sup>o</sup> DONKEY	1 1/2"	13
11	EXHAUST FROM D <sup>o</sup>	1 1/2"	16
12	MAIN FEED	2"	11
13	DONKEY D <sup>o</sup>	1 1/2"	12
14	SURFACE BLOW-OFF	1 1/2"	13
15	BOTTOM D <sup>o</sup>	1 1/2"	12
16	SAFETY VALVE DRAIN	3/4"	13
17	DONKEY SEA SUCTION	2"	16
18	DONKEY HOTWELL D <sup>o</sup>	2"	16
19	DONKEY DISCHARGE TO DECK	1 1/2"	16
20	D <sup>o</sup> TANK	2"	16
21	D <sup>o</sup> D <sup>o</sup> OVERBOARD	1 1/2"	16
22	D <sup>o</sup> D <sup>o</sup> CONDENSER	1 1/2"	16

LEAD PIPES

REF. NO.	PURPOSE	BORE	WT.
a	FORE PEAK SUCTION	2"	
b	MAIN HOLD SUCTION STAR <sup>RD</sup>	2"	
c	D <sup>o</sup> D <sup>o</sup> PORT	2"	
d	FORE AND AFT SUCTION PIPE	2"	
e	BILGE SUCTION AFT	2"	
f	DONKEY SPECIAL BILGE	2"	
g	BILGE INJECTION	3 1/2"	

*nm*  
*7.8.26*  
*ab*

PIPE ARRANGEMENT-ENGINES N<sup>o</sup> 696-SS N<sup>o</sup> 133

DRAWING N<sup>o</sup> 361

055401-005406-0058



J. Fullerton to 100  
Hall-Brown Buttery & Co  
8-96  
Machinery Plans  
& Pumping Arrangements  
S. J. Joseph Fisher  
of Newry  
Glasgow Report  
No. 14658.

---



© 2020

Lloyd's Register  
Foundation

006401-006406-0050





0500-90490-10490



© 2020

Lloyd's Register  
Foundation