

# — PROPOSED ELEVATION & DECK PLANS. —

OF STEEL SCREW LIGHTER

To CLASS 100 A.I. AT LLOYD'S.

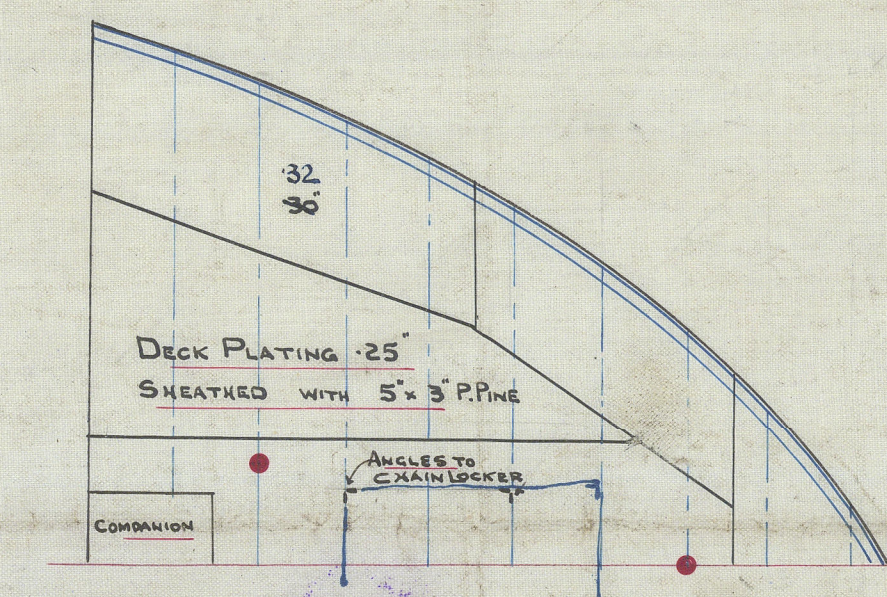
SCALE  $\frac{1}{4}$ " = 1 ft.

— PRINCIPAL DIMENSIONS —

LENGTH B.P. 138'-0"  
BREADTH M<sup>d</sup> 25'-11 1/2"  
DEPTH 10'-3"

26.1.14. WOOD SKINNER & CO. LD  
7.2.14. SHIPBUILDERS  
NEWCASTLE ON TYNE

FORECASTLE DECK



Section 14 part 6.  
Painting Beams 10 1/2" x 3 1/2" x 55. Bulk Angles.



Nº 191 5/6.



© 2021

Lloyd's Register  
Foundation






Wood Skinner & Co.

- No 191 -

Profile & Deck Plan  
S.S. "GRINKLE"

Drawn Rpt No. 66535



© 2021

Lloyd's Register  
Foundation

006332 006342 006356