

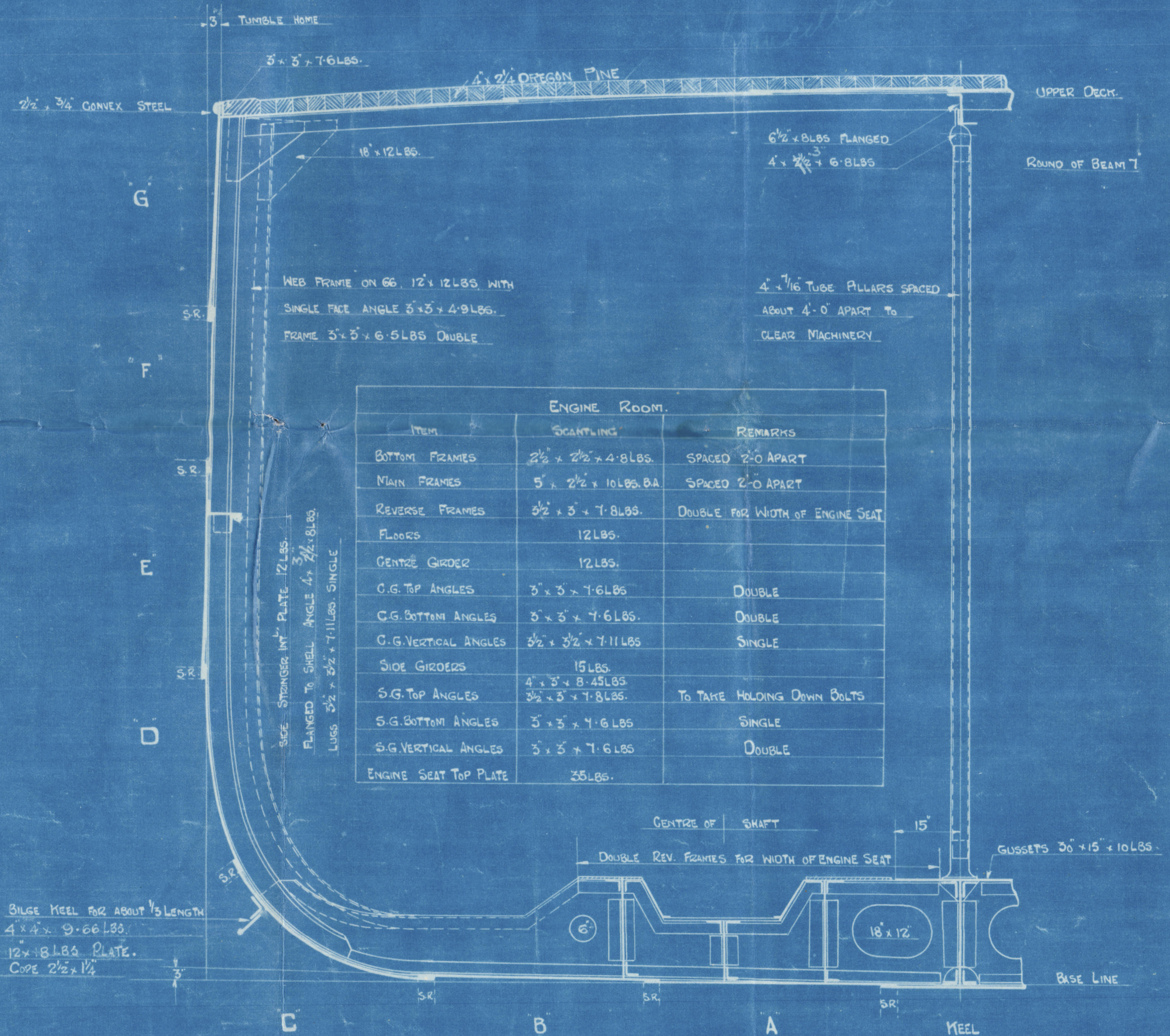
CONSTRUCTIONAL SECTIONS.

SCALE 1/2" = 1 FT.

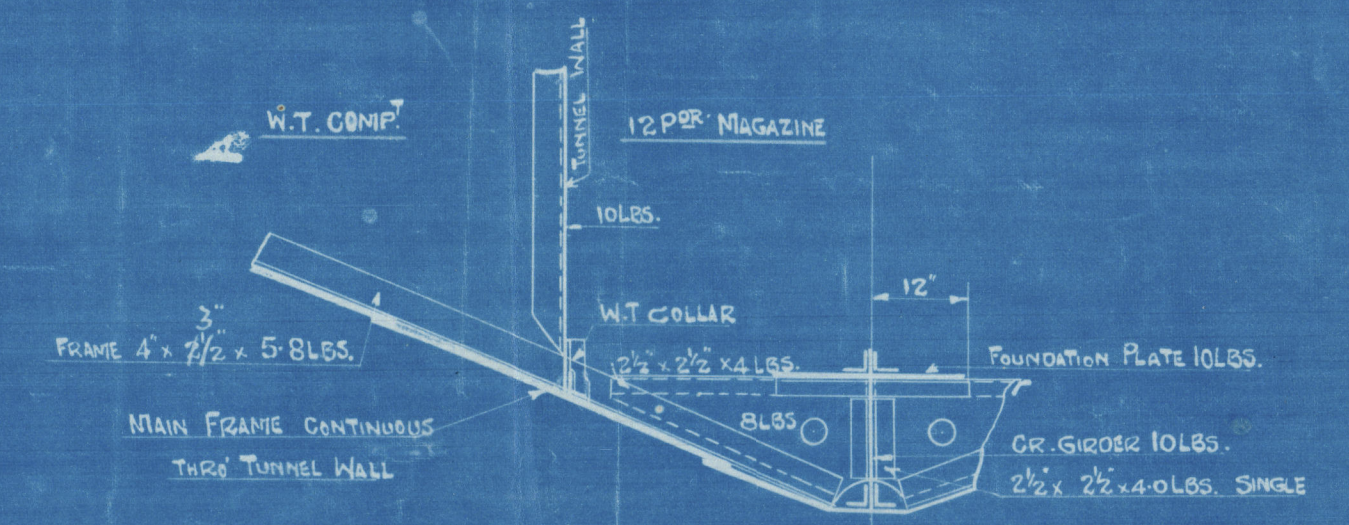
DIMENSIONS: 220' O.B.P. x 28' 6" W. x 16' 3" H. TO UPPER DECK AT MIDSHIPS.

NOTE: MIDSHIP SCANTLINGS ARE TO BE MAINTAINED GENERALLY OVER THE LENGTH BETWEEN BULWARKS 26 & 34.

ITEM	SCANTLING	REMARKS
BOTTOM FRAMES	2 1/2" x 2 1/2" x 4' 6" LBS.	SPACED 2' 0" APART
MAIN FRAMES	5" x 2 1/2" x 10' 6" LBS.	SPACED 2' 0" APART
REVERSE FRAMES	2 1/2" x 2 1/2" x 4' 6" LBS.	DOUBLE END WITHIN OF ENGINE SEAT
PLATE PLATES	10' 6" LBS.	
CEILING GIRDERS	12' 6" LBS.	
C.G. TOP ANGLES	5" x 5" x 7' 6" LBS.	DOUBLE
C.G. BOTTOM ANGLES	5" x 5" x 7' 6" LBS.	DOUBLE
C.G. VERTICAL ANGLES	5" x 5" x 7' 6" LBS.	SINGLE

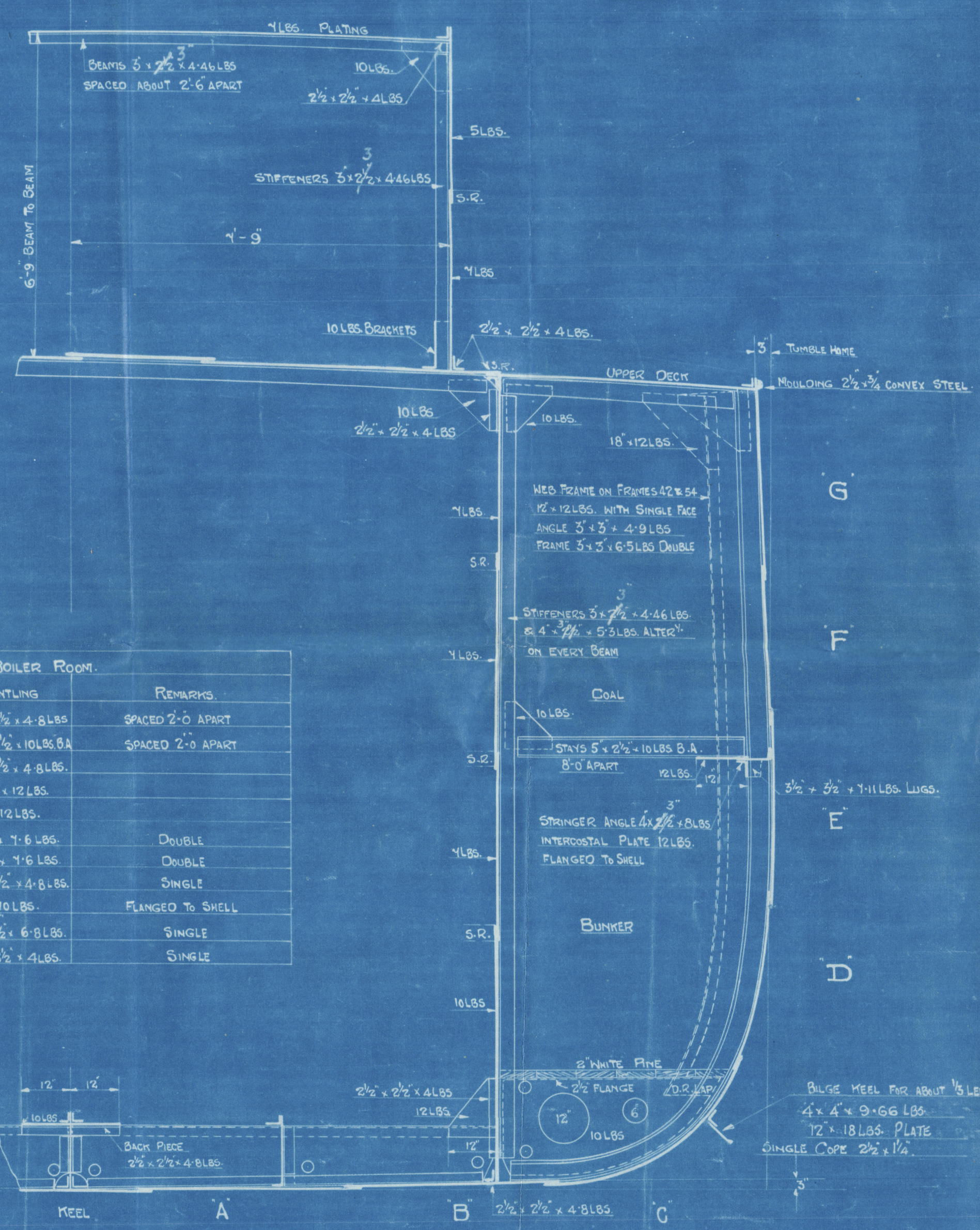


1/2 SECTION THRO' ENGINE ROOM.

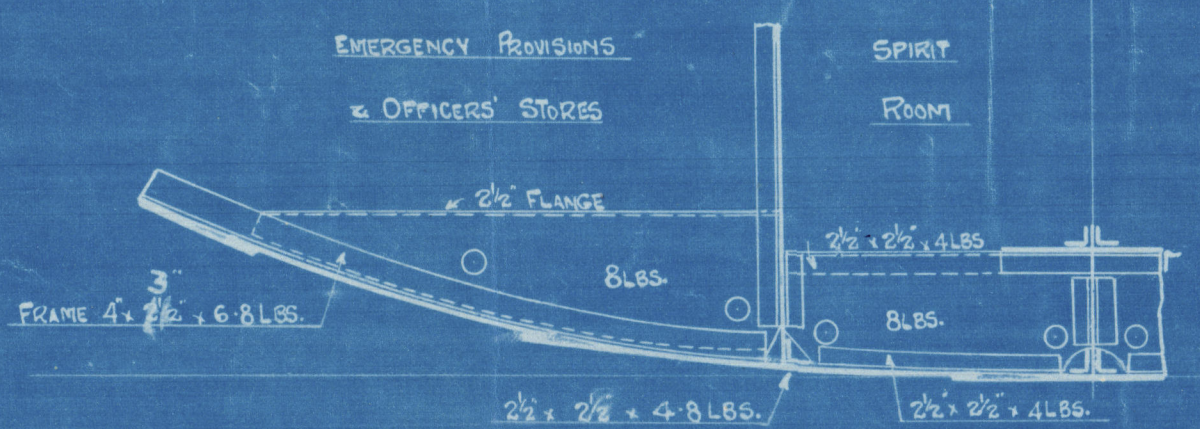


SECTION AT FRAME 89.
LOOKING AFT.

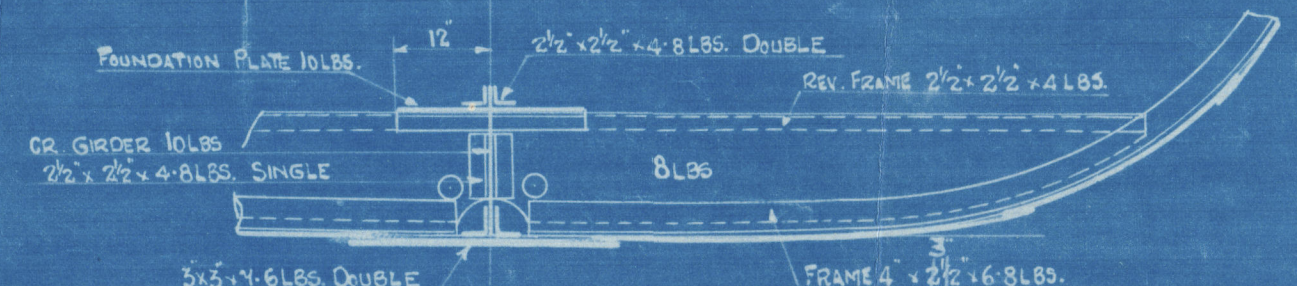
ITEM	SCANTLING	REMARKS
BOTTOM FRAMES	2 1/2" x 2 1/2" x 4' 6" LBS.	SPACED 2' 0" APART
MAIN FRAMES	5" x 2 1/2" x 10' 6" LBS.	SPACED 2' 0" APART
REVERSE FRAMES	2 1/2" x 2 1/2" x 4' 6" LBS.	DOUBLE END WITHIN OF ENGINE SEAT
PLATE PLATES	10' 6" LBS.	
CEILING GIRDERS	12' 6" LBS.	
C.G. TOP ANGLES	5" x 5" x 7' 6" LBS.	DOUBLE
C.G. BOTTOM ANGLES	5" x 5" x 7' 6" LBS.	DOUBLE
C.G. VERTICAL ANGLES	5" x 5" x 7' 6" LBS.	SINGLE



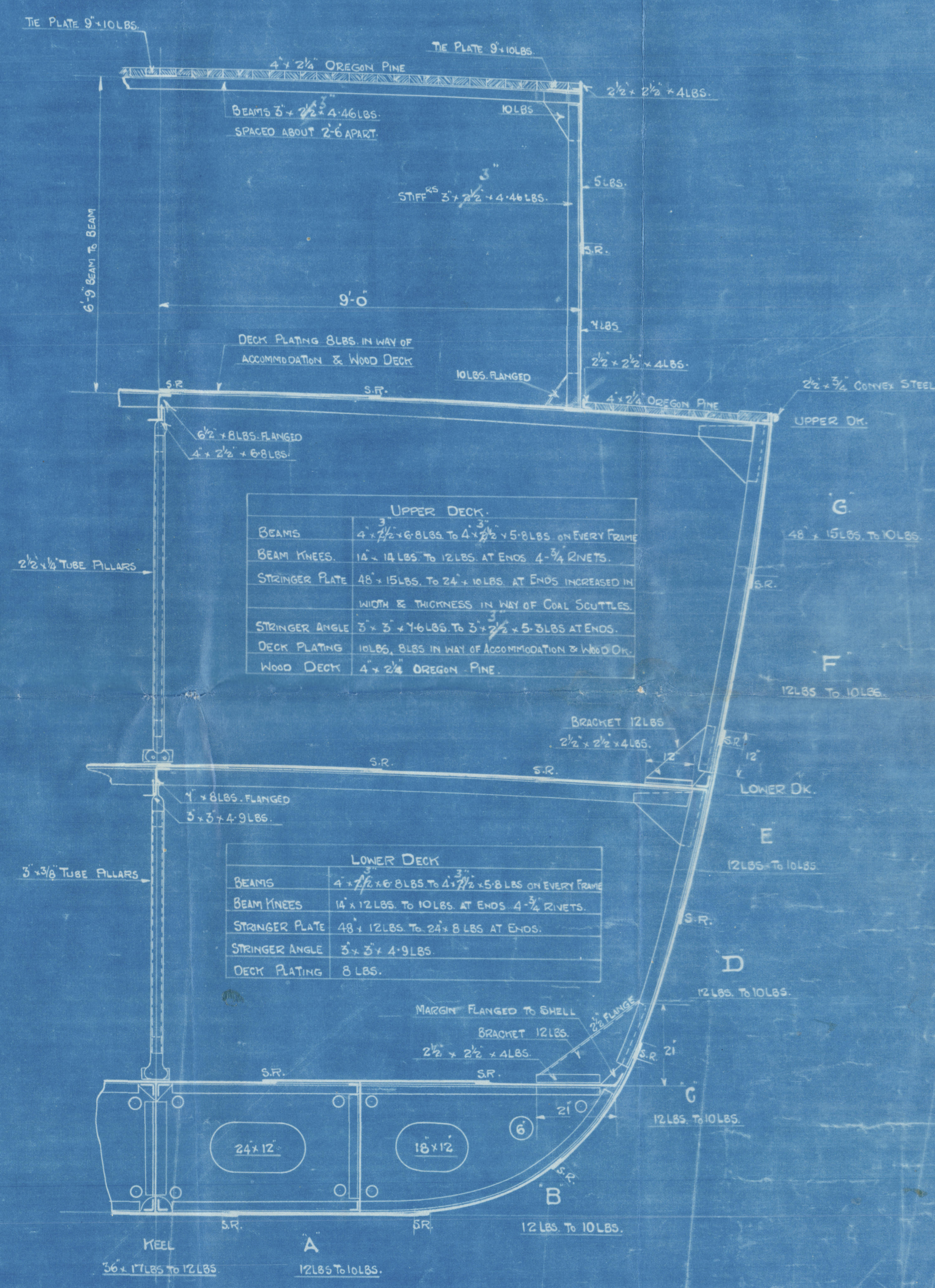
1/2 SECTION THRO' BOILER ROOM.



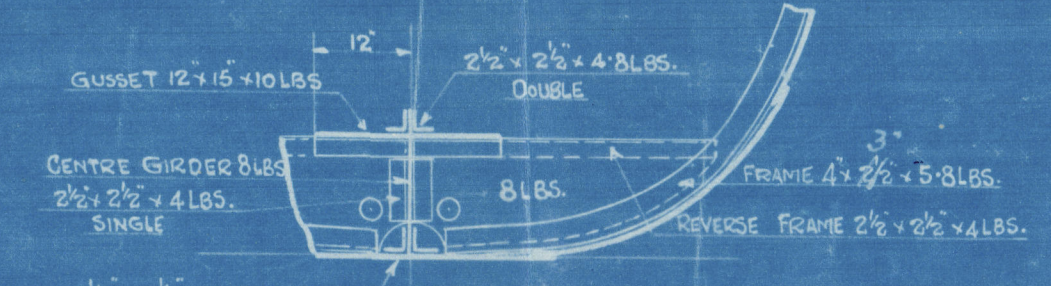
SECTION AT FRAME 80.
LOOKING AFT.



SECTION AT FRAME 27.
LOOKING FORWARD.



1/2 SECTION THRO' DOUBLE BOTTOM.



SECTION AT FRAME 14.
LOOKING FORWARD.

ITEM	SCANTLING	REMARKS
CEILING GIRDERS	12' 6" LBS.	
C.G. TOP ANGLES	5" x 5" x 7' 6" LBS.	DOUBLE
C.G. BOTTOM ANGLES	5" x 5" x 7' 6" LBS.	DOUBLE
C.G. VERTICAL ANGLES	5" x 5" x 7' 6" LBS.	SINGLE
SIDE GIRDERS	10' 6" LBS.	
S.G. TOP ANGLES	5" x 5" x 7' 6" LBS.	SINGLE
S.G. BOTTOM ANGLES	5" x 5" x 7' 6" LBS.	SINGLE
S.G. VERTICAL ANGLES	5" x 5" x 7' 6" LBS.	SINGLE
FLOORS	10' 6" LBS.	
FLOOR STIFFENERS	5" x 5" x 7' 6" LBS.	
WING BRACKETS	5" x 5" x 7' 6" LBS.	FLANGED ON TOP
TANK FRAMES	2 1/2" x 2 1/2" x 4' 6" LBS.	
TANK REVERSE FRAMES	2 1/2" x 2 1/2" x 4' 6" LBS.	
TANK TOP OR STIFFENERS	10' 6" LBS.	
TANK TOP PLATING	10' 6" LBS.	
TANK MARGINS	10' 6" LBS.	

RIVETING.
ALL SEAMS OF SHELL PLATING TO BE SINGLE RIVETED.
RIVETS SPACED NOT MORE THAN 4" DIAMETERS APART.
PLATE SEAM TO BE STRAPPED & TREBLE RIVETED FROM FRAME 26 TO FRAME 84.
DOUBLE RIVETED AT ENDS.
L.B. & F. STIFFENERS TO BE OVERLAPPED & TREBLE RIVETED FROM FRAME 26 TO FRAME 84. DOUBLE RIVETED AT ENDS.
G. STIFFENERS TO BE OVERLAPPED & TREBLE RIVETED FROM FRAME 26 TO FRAME 84. DOUBLE RIVETED AT ENDS.
UPPER OR. STRINGER BUTTS OVERLAPPED & TREBLE RIVETED TO
DOUBLE RIVETED AT ENDS.
UPPER OR. PLATING BUTTS OVERLAPPED & SINGLE RIVETED.
LOWER OR. STRINGER BUTTS OVERLAPPED & DOUBLE RIVETED FROM FRAME 26 TO FRAME 84.
SINGLE RIVETED AT ENDS.
LOWER OR. PLATING BUTTS OVERLAPPED & SINGLE RIVETED.
ALL UPPER & LOWER OR. STRINGER & PLATING SEAMS TO BE SINGLE RIVETED.
ALL RIVETS TO BE OF IRON.

A. J. Ingham Esq.

N^o. 324

H. M. S. Repton

GLASGOW REPORT No. 39144.



© 2021

Lloyd's Register
Foundation

006067-006074-0135