

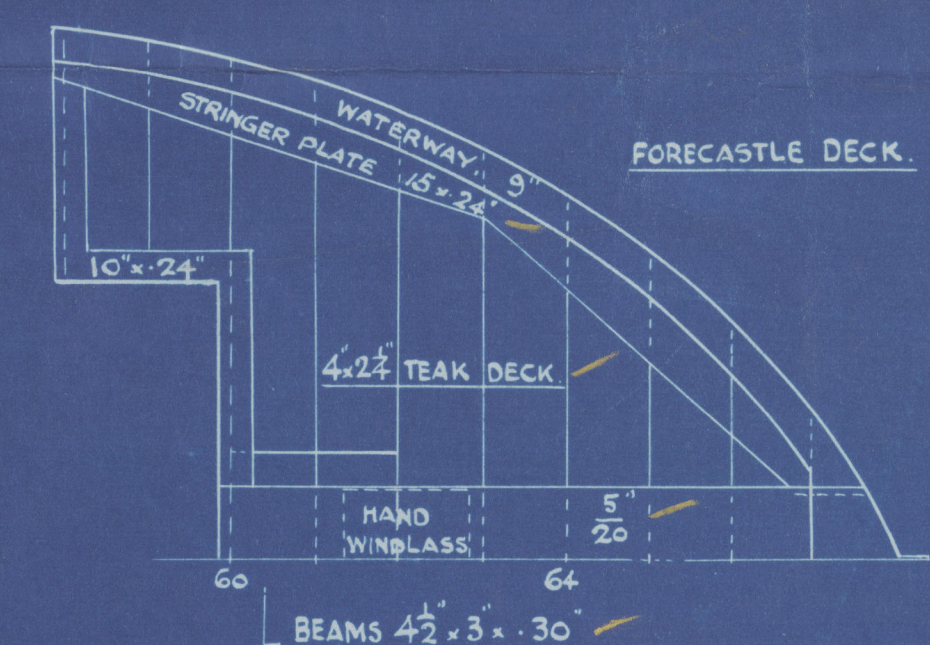
SHIP NOS 628 & 9.

PROFILE & DECK PLAN.

STEEL SINGLE SCREW MOTOR VESSELS.

DIMS:- 120'-0" B.P. x 24'-0" x 8'-6" MLD


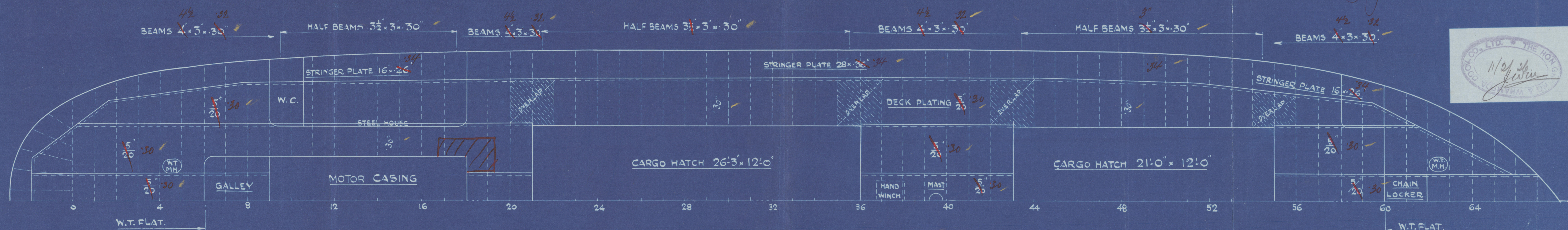
SCALE 1/4" = 1 FOOT.



Plan of Strong Hatch and Keels
Connections to be submitted.



Allowed & Satisfactory



HONG KONG & WHAMPOA DOCK CO. LTD.
DRAWING NO. 68
2-26

Hong Kong & Whampoa S.R.

628-9

Profile & deck

120 ft.

^u
Mr. Aloha^y

H.K.G. 6037.

GEN. BOX NO. 884.



© 2021

Lloyd's Register
Foundation

005695-005708-0011

$$\begin{array}{r} 120 \times 2 \times 8 \times .25 \\ \hline 35 \times .75 \\ \hline \end{array}$$

4800



© 2021
Lloyd's Register
Foundation