

Nos 270

MIDSHIP SECTION.

SCALE 1/2 INCH TO ONE FOOT.

SCANTLING NUMBERS.

BREADTH (B)	61	
DEPTH (D)	+ 32.75	
(B+D)	93.75	TRANSVERSE NUMBER.
LENGTH (L)	44.53125	LONGITUDINAL NUMBER.

PROPORTIONS

70 TO UPPER DE	14.50
70 TO SHELTER DE	11.05
70	7.72

d TO 2 ND DECK	18.92	
	1.19	HALF HEIGHT OF EXCESS OF FRAME BRACKET
	17.73	FOR FRAME.
d TO 3 RD DECK	8.67	
	12	HALF HEIGHT OF EXCESS OF FRAME BRACKET
	8.55	FOR FRAME.

EQUIPMENT NO.

(B+D) x L	
DECK ERECTIONS (475+8)+(3479+4571)+7.5+(30x775) x 1/2 =	44,531.25
DECK HOUSES (36x775) + (72x4) x 1/2 =	3,477.19
TOTAL	516.00
	48,524.44

1st Beam 82-1-5 steel
2nd Beam 81-1-7 " "
3rd Beam 76-6-12 " "
4th Beam 23-2-11 steel
5th Beam 41-0-9 steel
Main cable 348 ft 2 1/2 inch
Stem 130 ft 1 1/2 inch
120 ft 1 1/2 inch
120 ft 1 1/2 inch
120 ft 1 1/2 inch
120 ft 1 1/2 inch

STEM 11 x 3 ROLLED STEEL

STERN POST 11 x 3 CAST STEEL AS PER PLAN.

RUDDER SINGLE PLATE SYSTEM AS PER PLAN.

FRAMING -
SPACING 36" APART FROM AFT PEAK BULKHEAD TO F.N. 129.
27" APART 3/4" L.R. FORWARD TO COLLISION BULKHEAD.
24" APART IN BOTH PEAKS.

FRAMES IN BOTH PEAKS.
FRAMES 8 x 3 1/2 x 4 1/2 B. ANGLE.
INTERMEDIATE FRAME 7 x 3 1/2 x 4 1/2 B. ANGLE, SCARPHED.
MAIN FRAMES IN AFT PEAK 27 x 3 1/2 x 4 1/2 B. ANGLE TO BE DOUBLED WITH BACK BAR 3 1/2 x 3 1/2 x 4 1/2 B. ANGLE, AND REVERSED FRAMES 3 x 3 1/2 x 4 1/2 B. ANGLE TO BE FITTED TO FORM 7" GIRDER.
FLOOR PLATE 40"

FRAMES IN TUNNEL RECESS.
MAIN FRAMES 27 x 3 1/2 x 4 1/2 B. ANGLE WITH REVERSED FRAMES 4 x 3 1/2 x 4 1/2 B. ANGLE TO FORM 8" GIRDER.

FRAMES IN WAY OF TUNNEL RECESS.
FRAMES 10 x 3 1/2 x 3 1/2 B. ANGLE.
INTERMEDIATE FRAME 7 x 3 1/2 x 4 1/2 B. ANGLE, SCARPHED.

FRAMES ABOVE DEEP TANK.
FRAMES 10 x 3 1/2 x 3 1/2 B. ANGLE.
INTERMEDIATE FRAME 7 x 3 1/2 x 4 1/2 B. ANGLE, SCARPHED.

FRAMES IN NO. 1 HOLD (IN WAY OF 3RD DECK).
FRAME 10 x 3 1/2 x 4 1/2 B. ANGLE.
INTERMEDIATE FRAME 7 x 3 1/2 x 4 1/2 B. ANGLE, SCARPHED.

FRAMES IN WAY OF 2ND DECK EXCEPT WHERE 3RD DECK IS FITTED.
FRAME 12 x 3 1/2 x 3 1/2 B. ANGLE.
INTERMEDIATE FRAME 7 x 3 1/2 x 4 1/2 B. ANGLE, SCARPHED.

FRAMES OTHERWISE.
FRAMES 12 x 3 1/2 x 3 1/2 B. ANGLE.
INTERMEDIATE FRAME 7 x 3 1/2 x 4 1/2 B. ANGLE.

EXTENSION OF MAIN FRAMES
IN WAY OF F.C.L. DE EXTEND TO F.C.L. & 2ND DECKS ALTERNATELY.
IN NO. 1 HOLD (ABFT. F.N. 150), EXTEND TO UPPER & 2ND DECKS ALTERNATELY & TO SHELTER DECK AT EVERY 4TH FRAME.

OTHERWISE TO UPPER & 2ND DECKS ALTERNATELY & TO SHELTER DECK AT EVERY 4TH FRAME.
IN WAY OF POOP DECK EXTEND TO POOP & 2ND DECKS ALTERNATELY.

TRANSOM PLATE 52"
W.T.B.H. AS PER PLAN.

SHIELDER DECK HOUSE FORE END B.H. (F.N. 100)
PLATE 40" WITH COAMING PLATE 44"
VERTICAL STIFFENERS 7 x 3 1/2 x 4 1/2 ANGLE SPACED 36" BRACKETED AT TOP & BOTTOM.
POOP FRONT B.H.
PLATE 40" WITH COAMING PLATE 44"
VERTICAL STIFFENER 7 x 3 1/2 x 4 1/2 ANGLE SPACED 36"

TANK TOP CEILING UNDER DECKWAYS ONLY.
TANK TOP PLATING -
MIDDLE LINE STRAKE
47 x 54 FOR 1/2 L. & 44" AT ENDS.
58" IN BOILER SPACE.
BUTTS LAPPED & TREBLE RIVETED TO DOUBLE AT ENDS WHERE 45" & UNDER OTHER STRAKES.
46" FOR 1/2 L. & 44" AT AFT END.
38" AT FORE END.
56" IN ENGINE SPACE.
58" IN BOILER SPACE.
BUTTS LAPPED & DOUBLE RIVETED TO SINGLE AT FORE END WHERE 42" AND UNDER.

KEEL PLATE
50 x 116 FOR 1/2 L. & 80" AT ENDS.
BUTTS LAPPED & TREBLE RIVETED FOR 1/2 L. & QUADRUPLE RIVETED AT ENDS.
KEEL ANGLE
50 x 116 DOUBLE FOR 1/2 L. & 50 x 56" AT ENDS.

INTERMEDIATE FRAMING
5 x 31 x 44 B.A. FOR 1/2 L. & 42" AT ENDS, 56" IN BOILER SPACE.
5 x 31 x 44 B.A. FOR 1/2 L. & 42" AT ENDS, 56" IN BOILER SPACE.
5 x 31 x 44 B.A. FOR 1/2 L. & 42" AT ENDS, 56" IN BOILER SPACE.

SHIELDER DECK HOUSE FORE END B.H. (F.N. 100)
PLATE 40" WITH COAMING PLATE 44"
VERTICAL STIFFENERS 7 x 3 1/2 x 4 1/2 ANGLE SPACED 36" BRACKETED AT TOP & BOTTOM.
POOP FRONT B.H.
PLATE 40" WITH COAMING PLATE 44"
VERTICAL STIFFENER 7 x 3 1/2 x 4 1/2 ANGLE SPACED 36"

TANK TOP CEILING UNDER DECKWAYS ONLY.
TANK TOP PLATING -
MIDDLE LINE STRAKE
47 x 54 FOR 1/2 L. & 44" AT ENDS.
58" IN BOILER SPACE.
BUTTS LAPPED & TREBLE RIVETED TO DOUBLE AT ENDS WHERE 45" & UNDER OTHER STRAKES.
46" FOR 1/2 L. & 44" AT AFT END.
38" AT FORE END.
56" IN ENGINE SPACE.
58" IN BOILER SPACE.
BUTTS LAPPED & DOUBLE RIVETED TO SINGLE AT FORE END WHERE 42" AND UNDER.

KEEL PLATE
50 x 116 FOR 1/2 L. & 80" AT ENDS.
BUTTS LAPPED & TREBLE RIVETED FOR 1/2 L. & QUADRUPLE RIVETED AT ENDS.
KEEL ANGLE
50 x 116 DOUBLE FOR 1/2 L. & 50 x 56" AT ENDS.

INTERMEDIATE FRAMING
5 x 31 x 44 B.A. FOR 1/2 L. & 42" AT ENDS, 56" IN BOILER SPACE.
5 x 31 x 44 B.A. FOR 1/2 L. & 42" AT ENDS, 56" IN BOILER SPACE.
5 x 31 x 44 B.A. FOR 1/2 L. & 42" AT ENDS, 56" IN BOILER SPACE.


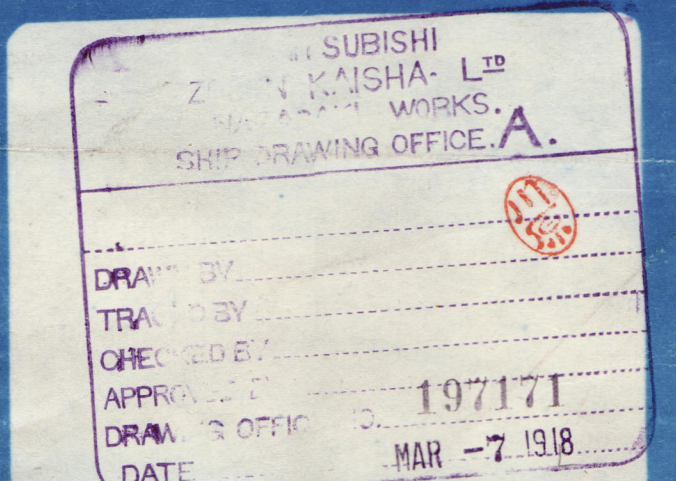
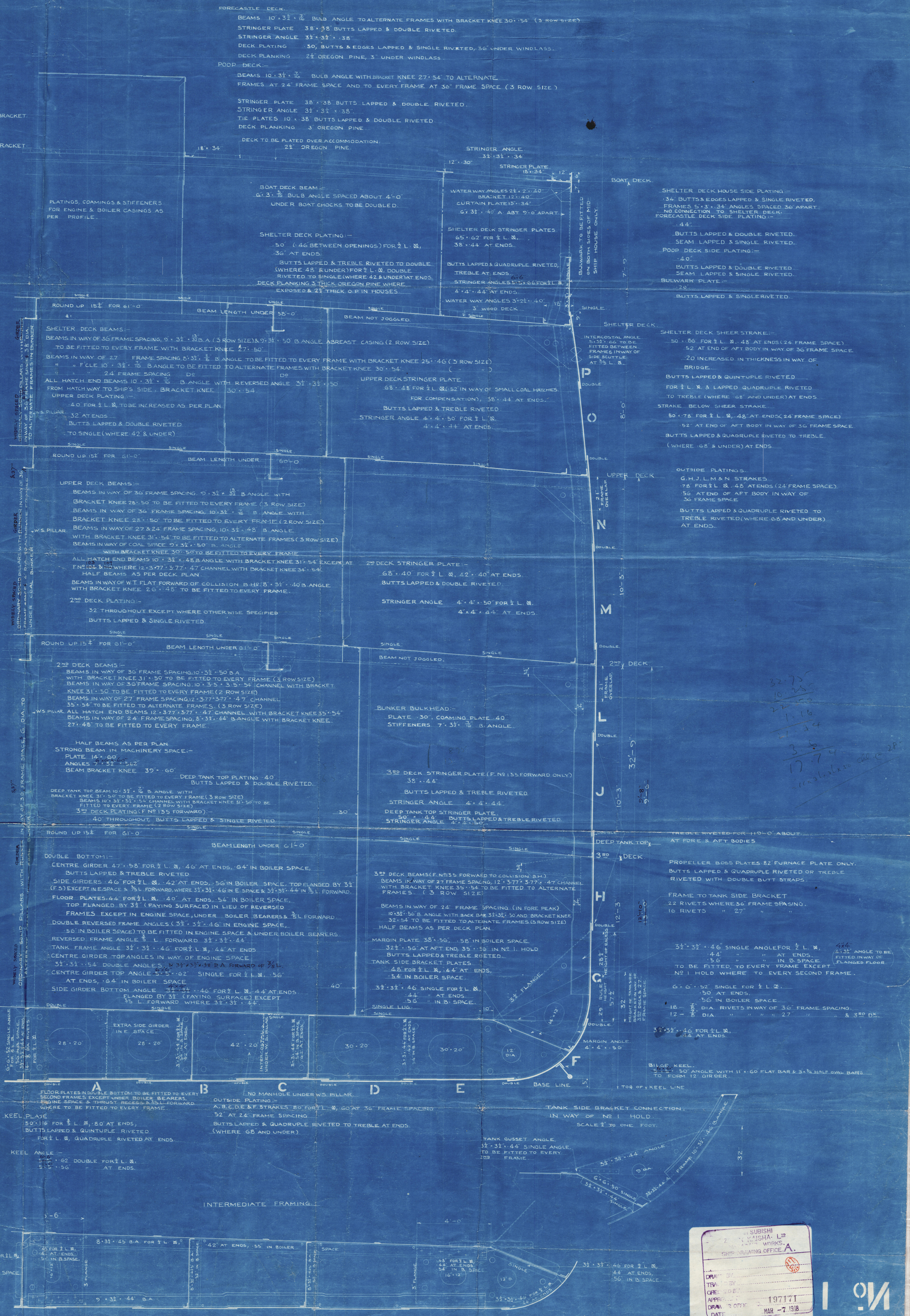
SHIELDER DECK HOUSE FORE END B.H. (F.N. 100)
PLATE 40" WITH COAMING PLATE 44"
VERTICAL STIFFENERS 7 x 3 1/2 x 4 1/2 ANGLE SPACED 36" BRACKETED AT TOP & BOTTOM.
POOP FRONT B.H.
PLATE 40" WITH COAMING PLATE 44"
VERTICAL STIFFENER 7 x 3 1/2 x 4 1/2 ANGLE SPACED 36"

TANK TOP CEILING UNDER DECKWAYS ONLY.
TANK TOP PLATING -
MIDDLE LINE STRAKE
47 x 54 FOR 1/2 L. & 44" AT ENDS.
58" IN BOILER SPACE.
BUTTS LAPPED & TREBLE RIVETED TO DOUBLE AT ENDS WHERE 45" & UNDER OTHER STRAKES.
46" FOR 1/2 L. & 44" AT AFT END.
38" AT FORE END.
56" IN ENGINE SPACE.
58" IN BOILER SPACE.
BUTTS LAPPED & DOUBLE RIVETED TO SINGLE AT FORE END WHERE 42" AND UNDER.

KEEL PLATE
50 x 116 FOR 1/2 L. & 80" AT ENDS.
BUTTS LAPPED & TREBLE RIVETED FOR 1/2 L. & QUADRUPLE RIVETED AT ENDS.
KEEL ANGLE
50 x 116 DOUBLE FOR 1/2 L. & 50 x 56" AT ENDS.

INTERMEDIATE FRAMING
5 x 31 x 44 B.A. FOR 1/2 L. & 42" AT ENDS, 56" IN BOILER SPACE.
5 x 31 x 44 B.A. FOR 1/2 L. & 42" AT ENDS, 56" IN BOILER SPACE.
5 x 31 x 44 B.A. FOR 1/2 L. & 42" AT ENDS, 56" IN BOILER SPACE.

SHIELDER DECK HOUSE FORE END B.H. (F.N. 100)
PLATE 40" WITH COAMING PLATE 44"
VERTICAL STIFFENERS 7 x 3 1/2 x 4 1/2 ANGLE SPACED 36" BRACKETED AT TOP & BOTTOM.
POOP FRONT B.H.
PLATE 40" WITH COAMING PLATE 44"
VERTICAL STIFFENER 7 x 3 1/2 x 4 1/2 ANGLE SPACED 36"




Section

N^o 270

S. S. S. Africa Marn

Nagasaki Rept N^o 1172



copy



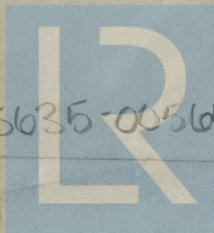
© 2021

005635-005643-0225

Lloyd's Register
Foundation

Nº 270. (SS.AFRICA MARU)

MIDSHIP SECTION.



© 2021

005635-005643-0225

Lloyd's Register
Foundation