

M.V. SAN VITO. MIDSHIP SECTION

DIMENSIONS: 460'-0" BP x 61'-0" MID x 33'-3" MID TO UPPER DECK

SCALE: 1/8" = ONE FOOT

TO CLASS 100A1 + AT LLOYDS CARRYING PETROLEUM IN BULK



LONGITUDINAL FRAMING AT BOTTOM & AT DECK

NOTE: - ALL BA SECTIONS ARE 'N' & 'S'

CAMBER: - 15 IN 61'-0"

LLOYDS NUMERALS

1 ST LONGITUDINAL N ² L ² D	460.33 25	= 4285.00
2 ND "	"	"
L (B+D) + 60 (B+D)	43355.00	
D TO UPPER DECK 460 + 33.25	= 493.25	
D	= 33.25	



<u>EQUIPMENT</u>		
2 ND LONG ² N ² L ² (B+D)		43355.00
POOP	34.5 x 7.5 x 4	531.56
BRIDGE	41.83 x 7.5 x 3.4	253.18
FORECASTLE	45 x 7.5 x 3.4	253.18
HOUSE ON POOP DECK	77.0 x 7.5 x 1/2	288.7
HOUSE ON BRIDGE DECK	42.5 x 7.5 x 1/2	159.37
HOUSE ON UPPER BRIDGE DECK	34.0 x 7.5 x 1/2	127.90
CHART & WHEEL HOUSE	37.5 x 7.5 x 1/2	141.56
EQUIPMENT N ²		45108.97

2 BOWER ANCHORS 75/4 CWT EACH (STOCKLESS)

1 STREAM 22 (EX STOCK)

300 FATHOMS 2 1/2 TAYCO CABLE

180 5 FLEXIBLE STEEL WIRE 9/16

100 5/8 SPECIAL FLEXIBLE STEEL 7/8

2 HAWERS 120 FATHOMS 3/8 STEEL WIRE 9/16

2 WARPS 120 3/4 6/16

STEM BAR 10' x 2 1/2 ROLLED STEEL BAR

STERNPOST CAST STEEL SEE SEPARATE PLAN

RIVETING

- KEEL PLATES BUTTS S.R. OVERLAPS FOR 1/2 L TO 4R OVERLAPS AT ENDS
- BOTTOM SHELL 4R OVERLAPS FOR 1/2 L TO 3R OVERLAPS AT ENDS
- SIDE 4R 3R
- SHELL SEAMS DOUBLE RIVETED FORE & AFT
- SHEER STRAKE BUTTS S.R. OVERLAPS FOR 1/2 L TO 3R OVERLAPS AT ENDS WHERE NOT EXCEEDING .60
- STRAKE BELOW SHEERSTRAKE 4R 3R
- INCREASED SHEERSTRAKE AT BRIDGE ENDS & POOP FRONT 5R OVERLAPS
- UPPER 3R STINGER PLATE BUTTS 4R OVERLAPS FOR 1/2 L TO 3R OVERLAPS AT ENDS WHERE NOT EXCEEDING .60
- INCREASED UPPER 3R STINGER PLATE BUTTS AT BRIDGE ENDS & POOP FRONT 5R OVERLAPS
- UPPER 3R PLATING SEAMS DR IN WAY OF OIL TO S.R. AT ENDS WHERE NOT EXCEEDING .60
- BUTTS 5R OVERLAPS NOT EXCEEDING .60 4R OVERLAPS EXCEEDING .60 FOR 1/2 L TO 3R AT ENDS

NOT LESS THAN 2R OVERLAPS IN WAY OF OIL

OIL TIGHT BULKHEAD SEAMS & BUTTS DOUBLE RIVETED

RIVET SPACING

- RIVS IN BOTTOM LONG² TO SHELL SPACED 3/8 DIA² APART FOR 11MS EACH SIDE OF TRANSVERSES & BULKHEADS
- 4/8 DIA APART THROUGHOUT N² TANK IN LONG² BOTH FLANGES OF EACH BARS & N² TANK FOR EXTENT OF BACK BARS
- 6 DIA² APART ELSEWHERE
- RIVS IN DECK LONG² TO DECK SPACED 6 DIA² APART
- SIDE FRAMES TO SHELL IN OIL SPACED 5/8 DIA² APART
- IN PEAKS DEEP TANKS OIL FUEL BUNKERS SPACED 5/8 DIA² APART
- (EXCEPT WHERE OTHERWISE SHOWN) 3/4 DIA² APART FRAME SPACING NOT EXCEEDING 28 1/2 DIA² APART WHERE
- RIVS IN SIDE FRAMES TO FLOORS CLEAR OF OIL SPACED 7 DIA² APART (5 DIA² IN AFT PEAK)
- FACE BARS TO FLOORS & WEBS IN OIL 6 DIA² APART
- OIL TIGHT SHIP STIFFENERS TO SHIP 5/8 DIA² APART
- RIVS IN FRAMES TO SHELL IN BOTTOM FORM² OF 1/2 L FORM² 5/8 DIA² APART
- SHELL SEAMS IN WAY OF OIL 4 DIA² APART (CLEAR OF OIL AS PER RULES) 3/8 DIA² IN SIDE SHELL CLEAR OF OIL TANKS & PEAKS
- UPPER DECK SEAMS & BUTTS IN WAY OF OIL 4 DIA² APART WHERE EXCEED 50 3/8 DIA² WHERE THICKNESS IS 50 & UNDER
- STINGER PLATE 4R BUTTS 4 DIA² APART
- 5R BUTTS OF KEEL & SHEERSTRAKE 4 1/2 DIA² APART
- 4R STRAKE BELOW & SHELL PLATING 4 DIA² APART
- 3R SHELL BUTTS 3/8 DIA² APART
- OIL TIGHT SHIP BOUNDARY BARS 5 DIA² APART
- TRANSVERSE BEAMS TO DECK IN WAY OF OIL 5 DIA² APART
- TRANSVERSE FLOORS & SHELL IN WAY OF LONG² FRAMING 3 DIA² APART WHERE BACK BARS ARE FITTED
- 4 DIA² APART WHERE INDICATED ON SECTION 4 1/2 DIA² APART ELSEWHERE (BOTH FLANGES)
- FACE BARS ON TRANSVERSE DECK SEAMS 6 DIA² APART
- BRACKET ATTACHMENTS WHERE NOT SPECIALLY INDICATED NOT MORE THAN 5 DIA² APART

SECTION AT TRANSVERSE LOOKING FORWARD

HARLAND & WOLFF L^{TD}

N^o 11839

M.V. "SAN VITO"

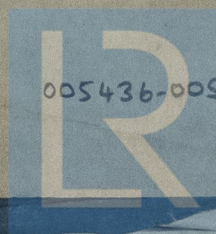

MIDSHIP SECTION (AS BUILT)

GLASGOW REPORT No. 6930

(Sister to H.M.V. 1163 - San Vito)
G.L. R.R. 66526

SAN VITO

RECORDS DEPT.
LONDON.



© 2020

005436-005442-0154

Lloyd's Register
Foundation