GLASGOW REPORT No. 80540

Rpt. C.11.

27 JUN 1953

Index No. 42799
(For London Office only.)

Lloyd's Register of Shipping.

SURVEYS FOR FREEBOARD.

(CONDITIONS OF ASSIGNMENT.)

Ship's Name S.S. "EDDYCREEK"

Port of Survey Renfrew

Official Number 185879

Surveyor's Signature J. H. Tait

Nationality and Port of Registry British London

Date of Survey Whilst building.

Disposition and dimensions of superstructures, trunks, deckhouses and machinery casings to be inserted in the diagrams and tabular statement :—

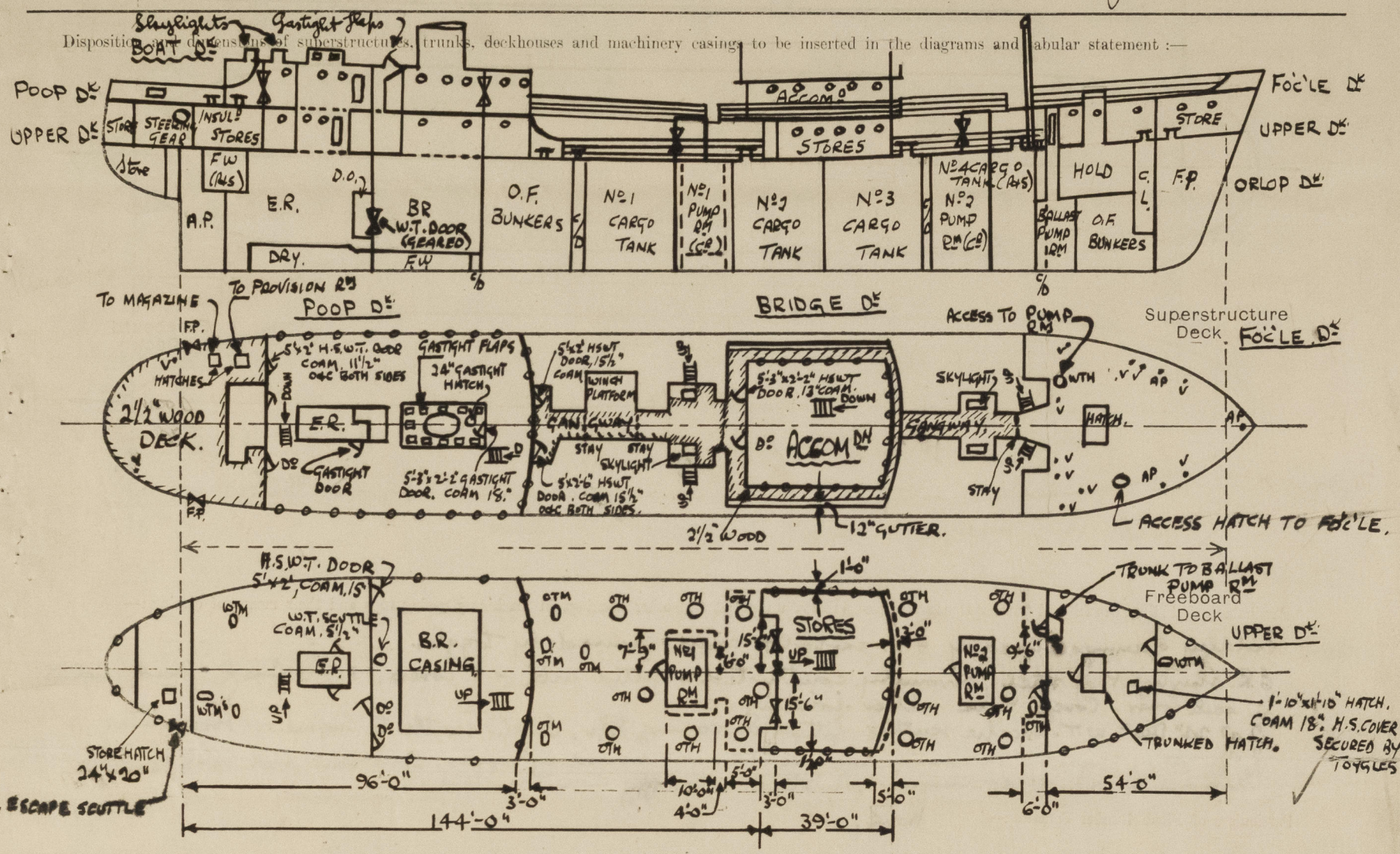

Particulars of Superstructures, Trunks, Casings, Deckhouses.

	Coaming	Plating	Stiffeners	Spacing	End Attachments of Stiffeners	Size of Openings	Height of Sills	Height of Casings
Poop Bulkhead	·36"	·36"	6"x3"x·40" O.A. (T.W.)	2'-3"	Welded at top Lugs at bottom	✓	✓	7'-9"
~~Raised Quarter Deck Bulkhead~~ ...								
Bridge, After Bulkhead	·25"	·25"	3"x2½"x·26" O.A. (T.W.)	1'-9"/2'-3"	None	1@18"x18" 2@4'-0½"x3'-0½"	42" 24"	7'-9"
Bridge, Forward Bulkhead	·36"	·36"	6"x3"x·38" O.A. (T.W.)	1'-7½"/2'-6"	Lugged top & bottom	✓	✓	7'-9"
Forecastle Bulkhead	·30"	·30"	3"x2½"x·26" O.A. (T.W.)	1'-10½"/2'-5¼"	None	1@5'-0½"x4'-0½"	18"	7'-0"
~~Trunk, Aft~~								
~~Trunk, Forward~~								
~~Exposed Machinery Casings on Free-board or Raised Quarter Decks~~ ...								
~~Exposed~~ Machinery Casings on Superstructure Decks ... ... POOP	B.R. ·26"	·26"	3"x2½"x·30" O.A. (T.W.)	24"	Bkts at top	1@5'-3"x2'-2"	18"	7'-6"
	E.R. ·26"	·26"	3"x2½"x·26" O.A. (T.W.)	24"	Stiffrs continuous Boat to upper dk.	1@5'-3"x2'-2"	13"	7'-6"
Machinery Casings within ~~Superstructures not fitted with Class I Closing Appliances~~	E.R. ·26"	·26"	3"x2½"x·26" O.A. (T.W.)	24"	Bkts at top	2@5'-0"x2'-0"	15"	7'-9"
Pump Room Entrances	BR ·26"	·26"	3"x2½"x·30" O.A. (T.W.)	24"	Bkts at top	None	✓	7'-9"
~~Deckhouses on Flush Deck Ships~~ ...	·25"x·44"	·25	3"x3"x·30" O.A. (T.W.) 4"x3"x·30" " "	30" at doors				

Particulars of Closing Appliances (state if capable of being manipulated from both sides).

Poop Bulkhead	Intact.
~~Raised Quarter Deck Bulkhead~~ ...	
Bridge, After Bulkhead	18"x18" square opening closed by H.S. Cover secured by toggles operated from inside of Bridge. Bolted plates secured by hook bolts (~~H.S. W.T. Door 3'-0"x2'-0" fitted to bolted plate port and stbd., coamings 30", doors secured by toggles operated from both sides~~)
Bridge, Forward Bulkhead	Intact.
Forecastle Bulkhead	
~~Exposed Machinery Casings on Free-board or Raised Quarter Decks~~ ...	
~~Exposed~~ Machinery Casings on Superstructure Decks ... ... POOP	Bolted plate secured by bolts 10" apart (H.S. W.T. Door 4'-0"x2'-2" fitted to bolted plate, coam. 24") Door secured by toggles operated from both sides. Hinged steel gastight doors secured by toggles & operated from both sides.
Machinery Casings within ~~Superstructures not fitted with Class I Closing Appliances~~	Hinged steel W.T. Doors secured by toggles & operated from both sides.
~~Deckhouses on Flush Deck Ships~~ ...	

5m 2.46. T

© 2020 Lloyd's Register Foundation

005082-005088-01144

EDDY CREEK

PARTICULARS OF PROTECTION TO OPENINGS, ETC.

The following diagrams should be used to indicate the positions of cargo and coaling hatchways, gangway, cargo and coaling ports, ventilators, companionways, etc., which would affect the seaworthiness of the ship :—



Particulars of fiddley, funnel and ventilator coamings, engine room skylight and other openings in machinery casing tops and their means of closing :—

Fiddley openings closed by H.S. gastight covers secured by toggles.
E.R. skylight of steel, strongly constructed & fitted with H.S. covers, 3 :-12" Diam fixed lights in each cover. Covers have rubber jointing.
2 @ 24" Diam W.T. escape scuttles fitted on casing top. Escape scuttle to Engine & Boiler Rms.
2 off Gassy skylights on casing top with H.S. covers secured by toggles, 2:-9" Diam fixed lights in each cover.
Funnel & vent coamings of steel strongly constructed.

Particulars of Flush Bunker Scuttles :— None.

Particulars of Companionways :—

Door in trunked hatch to fore hold — W.T.H.S. Door 3'-0" x 2'-0" secured by toggles operated from both sides, coaming 24"
Door in trunk to ballast pump room — H.S.W.T. Door 3'-0" x 2'-0", coaming 24". Open & close from both sides, secured by toggles.
Door to No 1 Pump Rm — H.S.W.T. Door 4'-6" x 2'-0"
Door to No 2 Pump Rm — H.S.W.T. Door 4'-6" x 2'-0"
} Secured by toggles operated from both sides. Coaming 24".

Particulars of Ventilators in exposed positions on freeboard and superstructure decks :— Vent coamings welded to deck.

Fo'c'le Dk
2 @ 7" Diam M.V.
4 @ 9" Diam M.V.
5 @ 12" Diam M.V.
} Coamings 36" x 40"

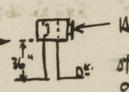

No 2 Pump Rm Casing Top
2 @ 18" Diam (See sketch)

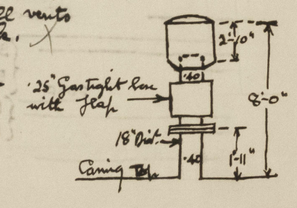

Upper Dk. 2 :- 18" Diam Derrick posts used as vents.
Poop Dk. 2 @ 7" Diam M.V., coaming 36" x 40"
Boat Dk. 1 @ 15" Diam M.V., coaming 18" x 36"
} Same type as on fo'c'le deck.

Particulars of Air Pipes in exposed positions on freeboard, raised quarter, or superstructure decks :— Air Pipes welded to deck.

Fo'c'le Dk. :— 1 @ 3½" Diam, 36" High. Wood plug & canvas cover supplied.
2 @ 6" Diam (O.F.) 36" High. Fitted with flash proof fitting & canvas cover.

Upper Dk. :— 2 @ 3" Diam (C/D) 36" High
4" air pipes from cargo tanks grouped into 2 header pipes & led up fore mast. Fitted with flash proof fitting.
2 @ 2½" Diam (Tab air) 5'-0" high with flash proof fitting & canvas cover. Stay fitted.
2 @ 3" Diam (C/D) 36" high with flash proof fitting & canvas cover.
3 @ 6" Diam (O.F.) 6'-0" high with flash proof fitting & canvas cover. Stay fitted.

Poop Dk. :— 2 @ 4" Diam (F.W.)
2 @ 2½" " (A.P.)
1 @ 2" " (Rudder trunk)
} 36" high. Wood plugs & canvas covers supplied.

Particulars of Gangway Cargo and Coaling Ports :— None.

Particulars of Scuppers and Sanitary Discharge Pipes :— Valves of gunmetal. Geared valves fitted with open & shut indicators.

1 :- 2" Diam Fo'c'le deck scupper (S) discharges below freeboard deck (no valve).
1 :- 2½" Scupper from Fo'c'le 'tween decks (S) discharges below freeboard deck. Storm valve fitted & geared above Fo'c'le deck.
2 :- 5" Diam (P&S) and 1 :- 2½" Diam (P&S) upper deck scuppers discharge below freeboard deck. 5" Diam no valve, 2½" Diam — fitted with storm valve geared above Poop Dk.
2 @ 3", 2 @ 4" and 1 @ 2½" (S) Discharges from Poop 'Tween decks led overboard below freeboard deck. Storm valves fitted & geared above Poop Dk. 1 @ 4" and 3 @ 3" (P) similar.
1 @ 3", 1 @ 2" (S) also 1 @ 3" (P) Scuppers from Poop Dk led O/B below freeboard deck (no valves).
1 @ 5", 1 @ 4" (P) also 1 @ 2½" (S) Discharges from spaces above Bridge Dk led O/B below freeboard deck. Storm valves fitted.
2 @ 3", 1 @ 2½" (S) also 2 @ 4", 1 @ 2½" (P) Discharges from spaces above Poop Dk led O/B below freeboard deck. Storm valves fitted.

Particulars of Side Scuttles :— Sidelights of brass, deadlights M.C.I.

Fo'c'le 'tween decks :- 9½" Diam with hinged deadlights.
Bridge 'tween decks :- 9½" & 12½" Diam with hinged deadlights.
Poop 'tween decks :- 9½", 12½" & 16" Diam with hinged deadlights.
Upper Bridge 'tween decks :- 9½", 14½" & 16" Diam fitted with hinged deadlights at fore end and steel portable plates on sides & aft end.
Boat 'tween decks. 9½", 12½" & 16" Diam with hinged deadlights except 2 sidelights on aft end which are fitted with portable plates.

21" Diam emergency escape scuttle from Poop 'tween decks (S) fitted in side shell plating. Opening closed by a W.T.H.S. cover secured by a strongback & handwheel. Notice plate fitted — scuttle only to be opened in an emergency. Action Plate?

Vertical distance of Sill of lowest Side Scuttle above top of keel. None below freeboard deck.

Particulars of Guard Rails :—

Guard rails on Fo'c'le deck & on upper deck fore & after wells 3'-6" high, 3 tier.
Bridge deck 3'-6" high, 3 tier (Steel wire)
Storm rail fitted on P&S sides of Bridge, 3'-6" high.

Particulars of Gangways, Lifelines, etc. :—

Gangway fitted from Poop to Bridge & from Bridge to Fo'c'le.
Walking platform 7'-0"/7'-9" above upper deck.
Guard rails fitted on gangway 3'-6" high, 3 tier.

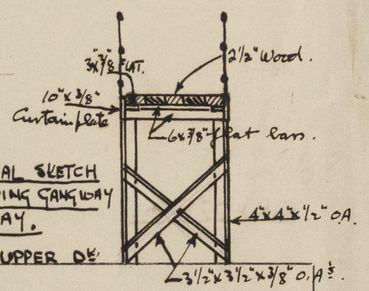

TYPICAL SKETCH SHOWING GANGWAY & STAY.

Particulars of Freeing Arrangements.

	Length of Bulwark	Height of Bulwark	Size of Freeing Ports	Number each side	Area each side	Rule area each side
After Well ... Poop Dk.	~~36'-0"~~ 24'-0"	3'-8½"	3'-4" x 1'-6"	1	~~5 □'~~ 4.8875	~~5 □'~~ 4.45
Forward Well	✓					

State position of each freeing port ... ... (F. and A. position and height above deck edge) — After Well :— 7 prs 3-5 9" above deck; Forward Well :— ✓

State whether the freeing ports are fitted with shutters, bars, or rails, and give particulars of such :— Open.

Additional area where sheer is less than standard.

© 2020 Lloyd's Register Foundation

PARTICULARS OF PROTECTION TO OPENINGS, ETC.

HATCHWAYS ON FREEBOARD AND SUPERSTRUCTURE DECKS.

		← Poop Dk. →		← F'c'le Dk. →		← Upper Dk. →					
Description of Hatchway		Magazine Hatch	Provision Rm Hatch	Cargo Hatch	Access Hatches to Pump Rm. & F'c'le.	14 off. O.T.H.	5 off. O.T.M.				
Dimensions of Hatchway		2'-6"x2'-0"	3'-0"x2'-6"	8'-0"x8'-0"	24" DIAR.	36" DIAR.	23½"x18"				
COAMINGS	Height above Deck ...	18"	18"	2'-6"		30"	9"				
	Thickness { Sides ...	·44	·44	·44		·40"	3/8"				
	Thickness { Ends ...	·44	·44	·44		·40"	3/8"				
	Stiffeners	✓	✓	7x½" flat with 1½"x½" cope.		✓	✓				
	Brackets, Stays	✓	✓			✓	✓				
HATCH BEAMS	Number										
	Spacing										
	Scantling and Sketch ...										
	Bearing Surface										
FORE AND AFTERS	Number										
	Spacing										
	Unsupported Lengths ...										
	Scantling* and Sketch ...										
	Bearing Surface										
HATCH COVERS	Material	·38 Steel plate secured by 7 toggles & 2 hinges	·38 Steel plate secured by 9 toggles & 2 hinges	½" Steel plate cover in halves secured by 20 toggles, 5 toggles on butt & 2 hinges to each half.		½" H.S. Cover secured by 9 toggles	½" Steel cover secured by 26 — 5/8 bolts.				
	Thickness										
	How fitted										
	Bearing Surface										
Spacing of Cleats		✓	✓			✓	✓				
Number of Tarpaulins...		✓	✓			✓	✓				

Coaming 24"x·44 & fitted with quick closing H.S. cover secured by a clip.

*Are wood fore and afters steel shod at all bearing surfaces? ✓

Are battens and wedges efficient and in good condition? ✓

Are tarpaulins in good condition and in accordance with rule requirements? ✓

Are lashings provided in accordance with rule requirements? ✓

Particulars of any special features:— None

PUMP RM SKYLIGHTS :— 2 off skylights to No 1 & 2 Pump Rms fitted with H.S. covers secured by toggles. 2:-15" Diar. fixed lights fitted to each skylight.
Coamings 12"x·32".
Skylights 5'-0½"x1'-11½" No 1 Pump Rm.
" 4'-0½"x1'-11½" No 2 " "

E.R. W.T. DOOR. 5'-0"x2'-0" W.T. vertical sliding door fitted on bhd 30 between ER & BR. Door operated from above Poop Deck. Open & shut indicator fitted.

© 2020 Lloyd's Register Foundation