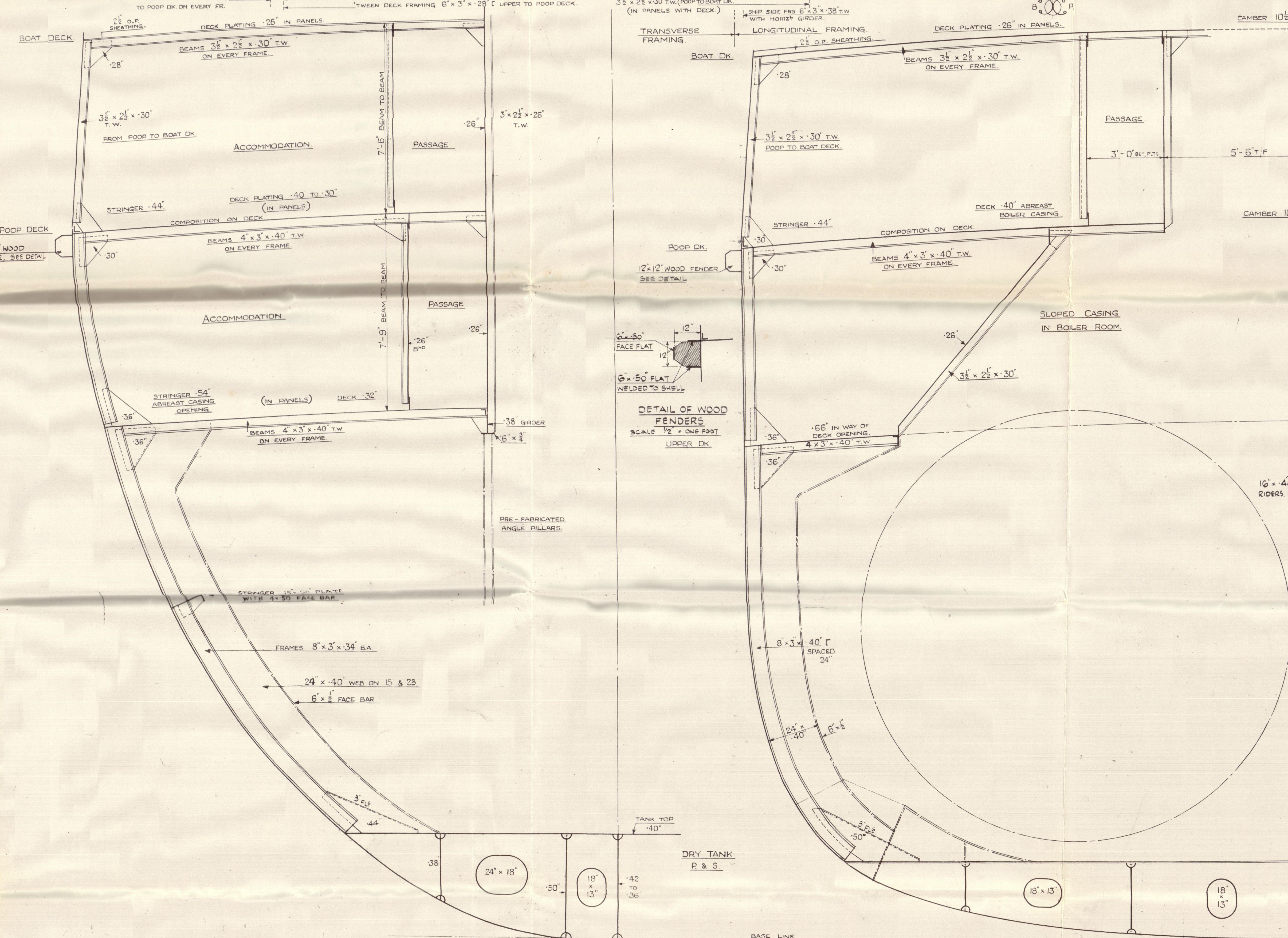
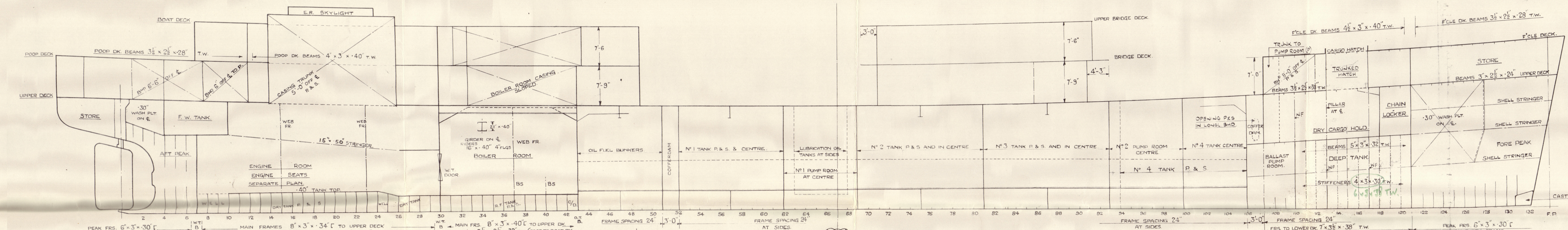
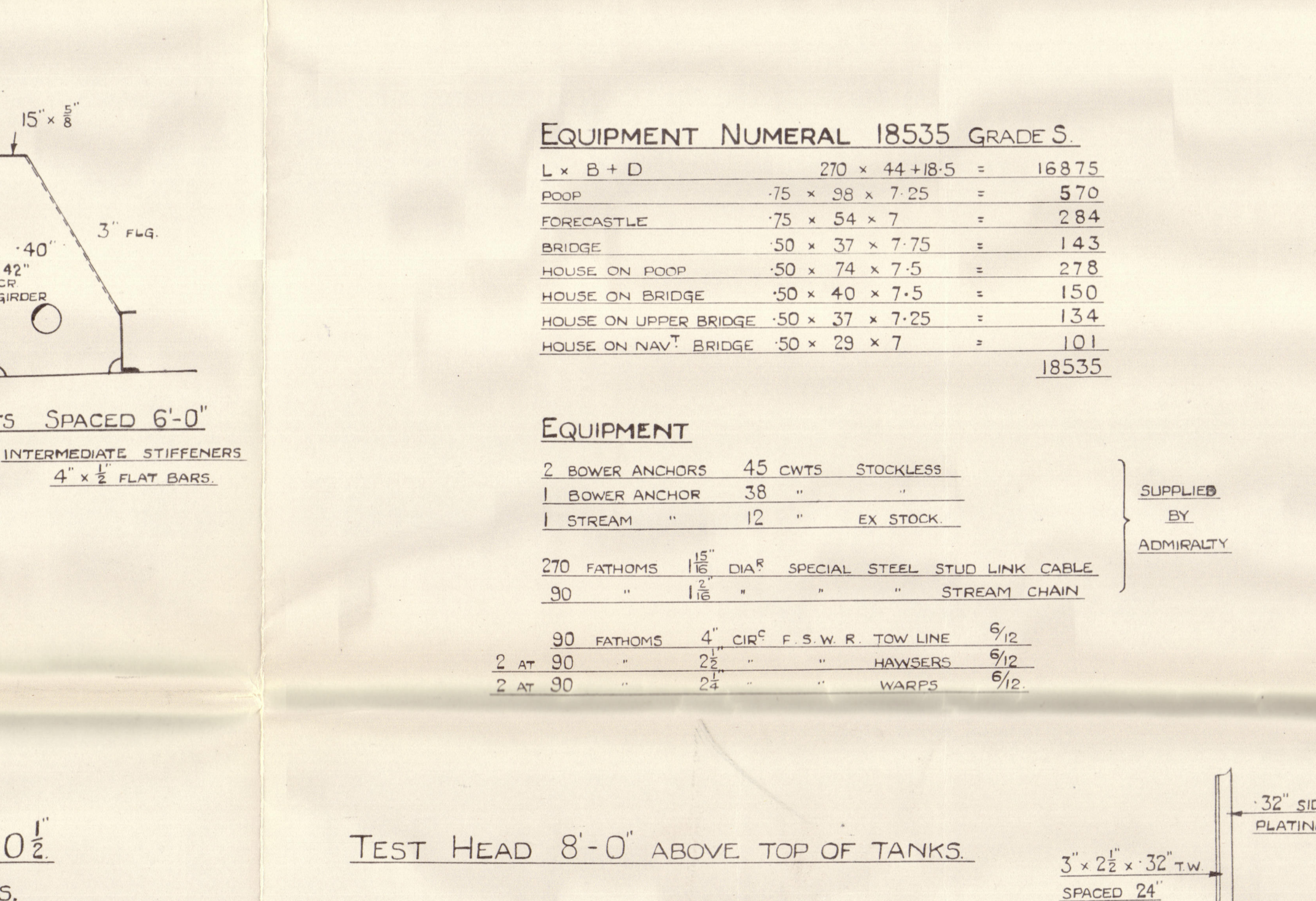


AS BUILT

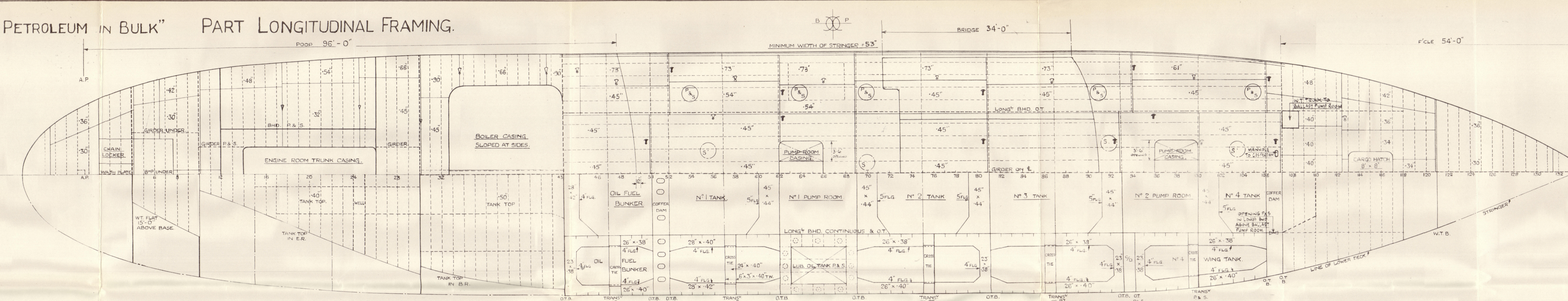
NAME OR N° OF SHIP	INTRACTOR'S STAMP	ACTION OR REMARKS	AUTHORITY	INSPECTING OFFICER'S (STAMP)
"EDICERIK" "EDICERIK" "EDICERIK"		NOTED AS APPROVED	ADMIRALTY LETTER MAR 1955/51/5A DATED 10 th MAR 55	
"EDICERIK" "EDICERIK" "EDICERIK"		APPROVED	LLYONS LETTER DATED 10 th APR 55	



SECTIONS THRO' OIL TANKS



SECTION THRO' DEEP TANK AND CARGO SPACE



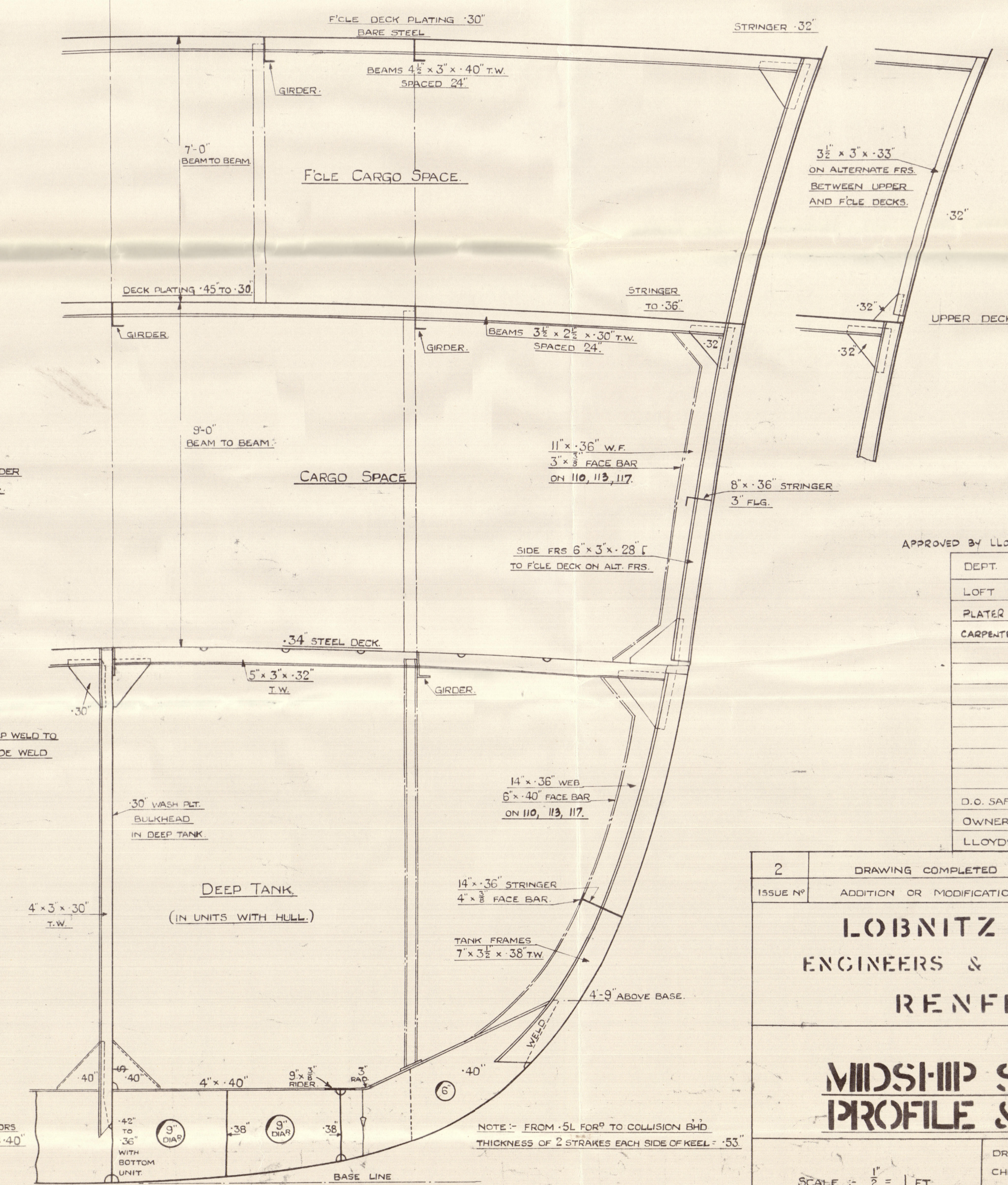
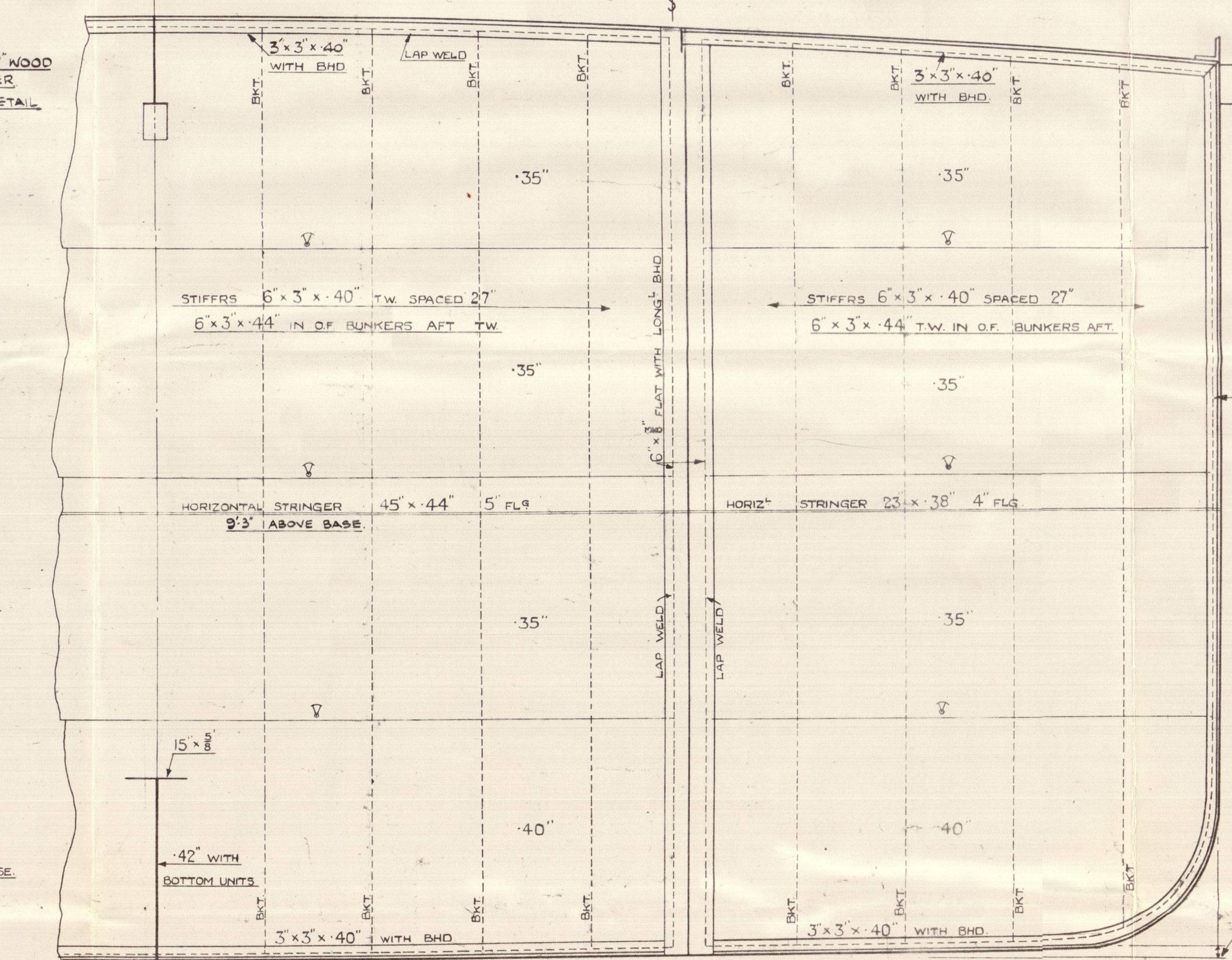
<u>DIMENSIONS</u>		Ft. Ins.
LENGTH.....	B.P.....	270-0
BREADTH.....	MOULDED.....	44-0
DEPTH.....	D ^O	18-6
DRAFT.....	D ^O (APPROX).....	17-3

TO CORRESPOND WITH THE MINIMUM STATUTORY FREEBOARD
AND BE DETERMINED ON COMPLETION OF SHIP

EQUIPMENT	MUMERAL	18535	GRADE 5
L x B + D	270 x 44 + 8.5	=	168.7
POOP	.75 x 28 x 7.25	=	5.8
FORECASTLE	.75 x 54 x 7	=	2.7
BRIDGE	.50 x 37 x 7.75	=	1.4
HOUSE ON POOP	.50 x 74 x 7.5	=	2.7
HOUSE ON BRIDGE	.50 x 40 x 7.5	=	1.5
HOUSE ON UPPER BRIDGE	.50 x 37 x 7.25	=	1.3
HOUSE ON NAV ⁷ BRIDGE	.50 x 29 x 7	=	1.0

EQUIPMENT				
2	BOWER ANCHORS	45	CWTS	STOCKPILE
1	BOWER ANCHOR	38	"	"
1	STREAM "	12	"	EX STOK
270	FATHOMS	1 1/2	CH#	SPECIAL STEEL
90	"	1 1/2	"	"
90	FATHOMS	4'	CH#	P S W R TOW L
2 AT	90	"	"	"
2 AT	90	"	"	HAYES
2 AT	90	"	"	WARR

TRANSVERSE FRAMING		SCANTLING			
ITEM	UNITED	WELDED	ITEM	WELDED	
FRAMES IN PLANS	8" x 3" x 3'		SPACED 2'	BOTTOM LONGITUDINALS	12" x 35" x 35' 1/2"
DOE FRAMES - ORDINARY	8" x 3" x 34'	7-35" x 35' 1/2"		" IN FURROWS	12" x 35" x 35' 1/2"
" IN DOCKERS	8" x 3" x 40'			" IN EQUIVALENT	12" x 35" x 35' 1/2"
" IN 1" BOWERS		6" x 3" x 35' 1/2"		UPPER LONGS	8" x 35" x 46' 1/2"
" IN 1 1/2" BOWERS				" IN FURROWS	8" x 3" x 46' 1/2"
" IN TANKS 4"				BOTTOM TRANSV. - CENTRE	45" x 42" with 1/2" 1/2"
FLOORS - ORDINARY	25" x 40'			" SIDES	35" x 30" with 1/2" 1/2"
" IN ENGINE RM	30" TANK			DOCK TRANSV. - CENTRE	30" x 40" - 6-8-1/2"
" IN FOLDER RM	45" TANK			" SIDES	25" x 35" - 6-8-1/2"
WELSONS	SEE NOTATIONS				
BEAMS	SEE NOTATIONS				
KEELS	63" GAL. P.S.A. 44 PREHEATED				
BOTTOM SHELL	45" FOR 5L TO 35'				
	35" TRANSV. 100" WITH 1/2" 1/2"				
	100" IN COLLARS 100" 55"				
ROSE SHELL	45" FOR 5L TO 35'				
SACRAGRAMA	72" FOR 5L TO 33'				
UPPER DOCK ATTACHERS	56" DOCK				
" PLATES	56" DOCK				
TANK TRANS. BEAMS	56" DOCK				
LONGIT. DT. BEAM	SEE SECTION				

[illegible]

LOBNITZ & CO LTD
ENGINEERS & SHIPBUILDERS
RENFREW.

MIDSHIP SECTION,
PROFILE & DECKS.

24-25-29 SECT NO 1215
DWG NO 17443

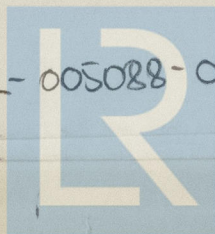
"EDDYCREEK" ★

midship section, profile
and decks (no hull)

RETAIN
RECORDS DEPT:
LONDON

2

005082-005088-0126



© 2020

Lloyd's Register
Foundation