

JALA PUSHPA.

DETAILS:- SCALES AS INDICATED

RUDDER STOCK BEST FORGED STEEL.

RUDDER FRAME:- BEST QUALITY STEEL CASTING.

MAKERS:- WILLIAM BEARD MORE & CO., LTD. GLASGOW.

DIMENSIONS: 400'-0" B.P. X 51'-9" MLD. X 30'-6" MLD. TO UPPER DECK

TO CLASS 100.A1 AT LLOYDS SPECIAL SURVEY.


LOAD DRAFT: 25-0 SPEED 10 1/2 KNOTS.
TOTAL IMMERSSED AREA OF RUDDER FROM FORE SIDE OF POST = 144 SQFT

CENTRE OF GRAVITY OF AREA FROM CENTRE LINE OF PINTLES = 4.69 FT.

DETAIL OF TOP (LOCKING) PINTLE.
DETAILS NOT INDICATED SIMILAR TO SKETCH BELOW
SCALE: 3/4" = ONE FOOT

**END-VIEW OF
RUDDER STOCK.**

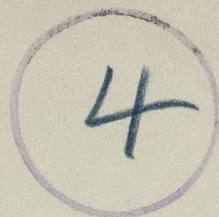
DETAIL OF RUDDER STOCK
(IN WAY OF RUDDER TRUNK)
SCALE: 1"=1 FOOT.




"JALAPUSHPA"
YARD No V.C. 112.

RECORDS DEPT.
LONDON

"AS FITTED"

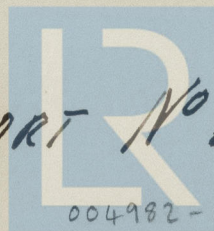


STREAMLINE RUDDER



HINDUSTAN SHIPYARD LTD
VIZAGAPATAM.
SOUTH INDIA.

VIZAG. REPORT No 115



© 2020

Lloyd's Register
Foundation

004982-004989-0136