

# RIVETING

1.12.06  
 $\frac{1}{4}$ " RIVETS THRU FRAMES TO SHELL PLATING SPACED  $\frac{1}{4}$ " CENTRES.  
 $\frac{3}{4}$ " IN FORE AND AFT PEAK TANKS. SPACED  $\frac{1}{2}$ " CTRS.  
 $\frac{1}{4}$ " IN FLAT OF BOTTOM BETWEEN  $\frac{3}{4}$ " L.  
 AND COLLISION BULKHEAD. SPACED  $\frac{1}{2}$ " CENTRES  
 $\frac{1}{4}$ " RIVETS THRU FRAMES TO FLOORS, REV. FRAMES TO FLOORS & TANKTOP  
 REV. FRAMES TO FRAMES, BEAMS TO DECK PLATING, ALSO IN STRINGERS,  
 BULKHEAD STIFFENERS ETC. SPACED  $\frac{1}{4}$ " CENTRES  
 W<sup>2</sup> BULKHEADS, BUTTS AND EDGES OF W<sup>2</sup> SHD<sup>2</sup> SINGLE RIVETED.  $\frac{1}{8}$ " RIVETS SPACED  $\frac{1}{4}$ " CTRS.  
 BULKHEAD FRAME  $\frac{1}{4}$ " RIVETS. SPACED  $\frac{1}{4}$ " CTRS. TO BULKHEAD AND SHELL. (ZIG-ZAG)

# MIDSHIP SECTION FOR S. S. N<sup>o</sup> 261.

TO CLASS: 100-A 100-YDS. SPECIAL SURVEY.

BUILT STEEL.

SCALE  $\frac{1}{2}$ " = 1'

EQUIPMENT NUMBER.

EQUIPMENT NUMBER FOR HULL = 13607  
 SECTION R.Q. DECK = 65'2" x 3.5' x 2' = 456  
 BRIDGE & FOCSLE 82'4.7' x 15' = 865

EQUIPMENT NUMBER = 14928

2" BOW ANCHORS EACH 23 $\frac{1}{2}$ " CWT. STOCKLESS.  
 1" BOW ANCHOR AT 20 $\frac{1}{2}$ " CWT. STOCKLESS.  
 1" STREAM ANCHOR AT 6" CWT. EX. STOCK.  
 1" KEQGE ANCHOR AT 3" CWT. EX. STOCK. (Keqge not now required)  
 210' FATHOMS  $\frac{1}{2}$ " STUD CHAIN CABLE.  
 60' FATHOMS  $\frac{1}{8}$ " STREAM CHAIN OR  $\frac{3}{8}$ " STEEL WIRE ROPE.  
 90' FATHOMS TOWLINE 9 $\frac{1}{2}$ " HEMP OR  $\frac{3}{4}$ " STEEL WIRE ROPE.  
 1 HAWSER 90' FATHOMS OF 6" HEMP.  
 1 WARP 90' FATHOMS OF 5" HEMP.

## DIMENSIONS

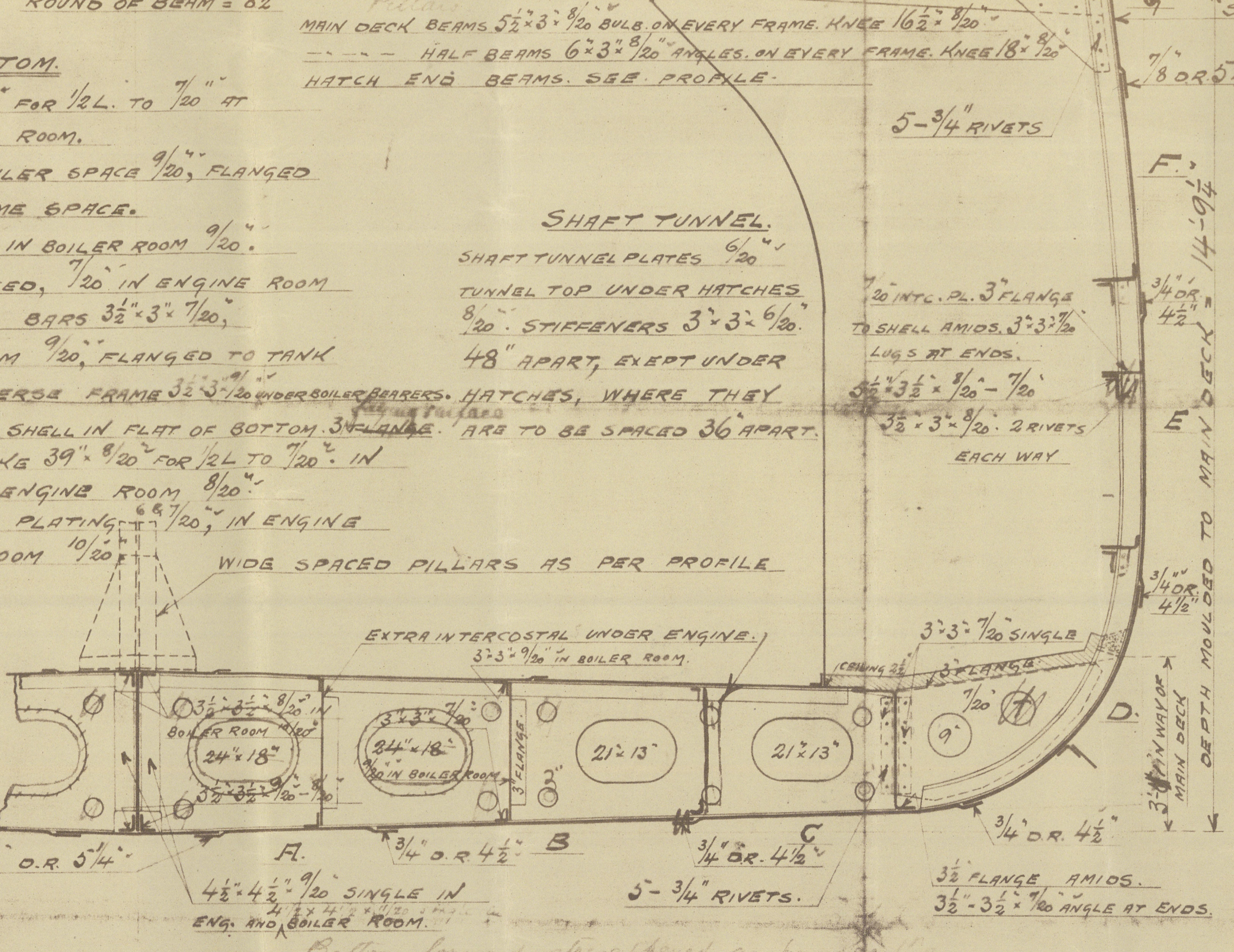
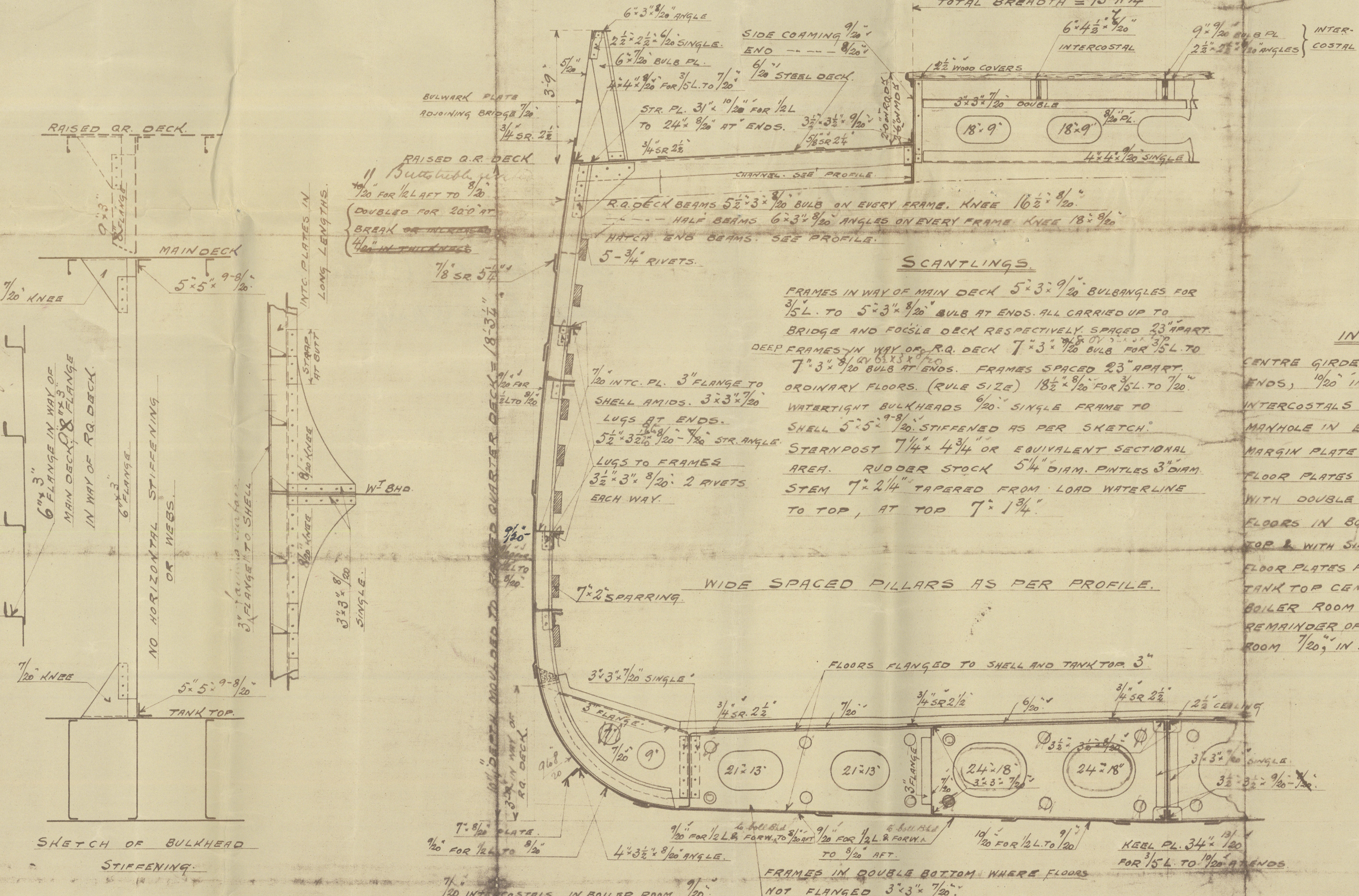
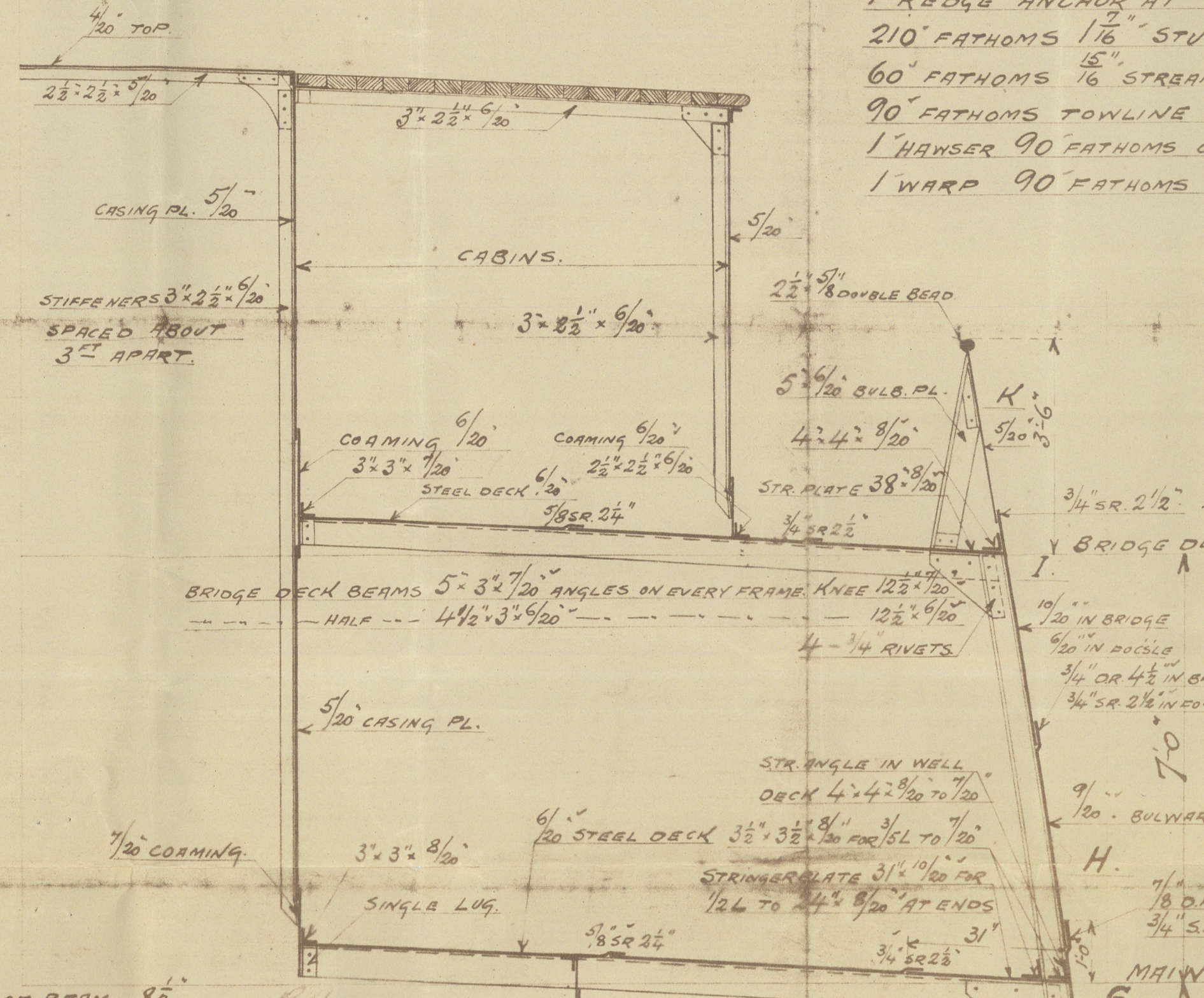
LOYDS LENGTH = 215' 0"  
 BREADTH MOULDED = 35' 1 $\frac{1}{2}$ "  
 DEPTH MOULDED TO MAIN DECK = 14' 9 $\frac{1}{2}$ "  
 DEPTH MOULDED TO R.Q. DECK = 18' 3 $\frac{1}{4}$ "

## LOYDS NUMBERS

$\frac{1}{2}$ " GIRTH = 30.25'  
 $\frac{1}{2}$ " BREADTH = 17.56' } 63.29 = FRAME N<sup>o</sup>  
 DEPTH = 15.48' }  
 63.29 x 215 = 13607 = PLATING NUMBER  
 FRAME N<sup>o</sup> FOR R.Q. DECK = 7029  
 D TO MAIN DECK = 13.89' } 66.19  
 D TO R.Q. DECK = 11.33'

## RIVETING OF SHELL BUTTS

\* KEEL PLATE OVERLAPPED & TREBLE RIVETED FOR WHOLE L.  $\frac{1}{8}$ " RIVETS.  
 A STRAKE --- T.R. FOR  $\frac{1}{2}$ " L. DR. AT ENDS.  
 B --- Q.R. --- D.R. ---  
 C --- Q.R. --- D.R. ---  
 D --- Q.R. --- D.R. ---  
 E --- Q.R. --- D.R. ---  
 F --- T.R. --- D.R. ---  
 G --- T.R. --- D.R. ---  
 H --- T.R. IN BRIDGE & TANKTOP AFT.  
 \* BULKWARK SR. FOCSLE D.R.  
 \* STRAKE OVERLAPPED & T.R. IN BRIDGE & TANKTOP AFT.  
 BULKWARK SR. FOCSLE D.R.  
 \* STRAKE (BULKWARK) S.R.  $\frac{1}{8}$ " H.



## EQUIVALENT SECTIONS

PROF.	INCHES	MILLIMETRE	INCHES
BULKHEADS	7' 3" x 8' 10"		
---	5' 3" x 8' 10"		
---	5' 3" x 8' 10"	140 - 65.11 - 110	2' 3" x 2' 3"
CHANNEL	12' 3" x 8' 10"	300 x 100 x 100	10' 10" x 10' 10" x 10' 10"
---	9' 3" x 8' 10"	240 x 95 x 100	8' 10" x 8' 10" x 8' 10"
---	6' 3" x 8' 10"	145 x 85 x 80	5' 8" x 5' 8" x 5' 8"
RAILS	6' 4" x 10' 10"	150 x 100 x 100	10' 10" x 10' 10" x 10' 10"
---	5' 5" x 8' 10"	130 x 100 x 110	5' 8" x 5' 8" x 5' 8"
---	6' 3" x 8' 10"	150 x 75 x 10	5' 8" x 5' 8" x 5' 8"
---	5' 5" x 8' 10"	140 x 90 x 100	5' 8" x 5' 8" x 5' 8"
---	5' 3" x 8' 10"	130 x 75 x 80	5' 8" x 5' 8" x 5' 8"
---	4' 5" x 8' 10"	120 x 120 x 11	4' 5" x 4' 5" x 4' 5"
---	4' 5" x 8' 10"	110 x 75 x 8	4' 5" x 4' 5" x 4' 5"
---	4' 4" x 8' 10"	100 x 100 x 10-9	3' 9" x 3' 9" x 3' 9"
---	4' 3" x 8' 10"	100 x 90 x 10	3' 9" x 3' 9" x 3' 9"
---	3' 5" x 8' 10"	90 x 90 x 11-9	3' 5" x 3' 5" x 3' 5"
---	3' 3" x 8' 10"	75 x 75 x 115-875	2' 6" x 2' 6" x 2' 6"
---	2' 5" x 8' 10"	65 x 65 x 85-625	2' 6" x 2' 6" x 2' 6"
---	3' 2" x 8' 10"	75 x 65 x 8	2' 6" x 2' 6" x 2' 6"
---	9' 3" x 8' 10"	220 x 12	8' 3" x 8' 3" x 8' 3"
STR.	6' 4" x 8' 10"	150 x 120 x 9.5	5' 8" x 4' 10" x 3' 9"
T. BAR	6' 4" x 8' 10"		


22/11-06

AS

Adv. - Col.

St. de HELLE (Built. Gun.  
Midship Section (Rare) 1908)

004971-004981-0093



© 2020

Lloyd's Register  
Foundation