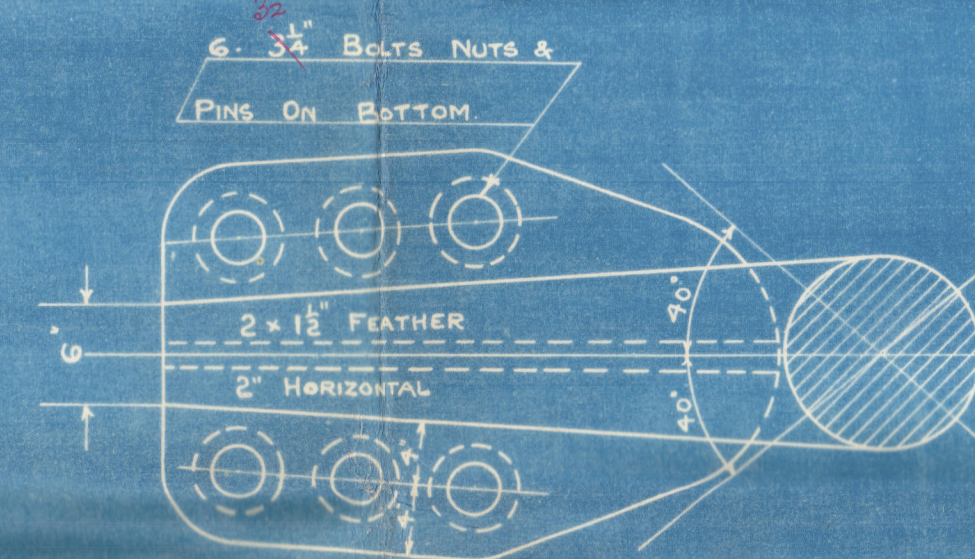


450-0 G TYPE SHIP.  
 RUDDER, STERN FRAME & SHAFT BRACKETS.

SCALE 1"=ONE FOOT.


RUDDER. FORGED IRON.  
 STERN FRAME. CAST STEEL.  
 SHAFT BRACKETS. CAST STEEL.



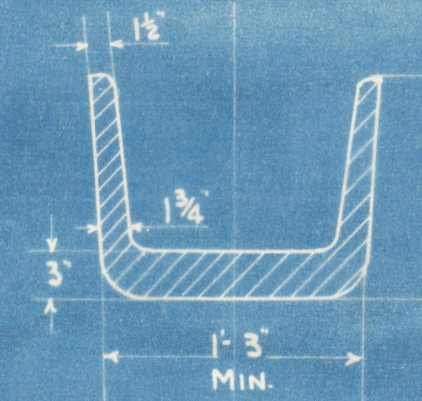
COUPLING  
 TO CLEAR AT 40°

GENERAL PARTICULARS


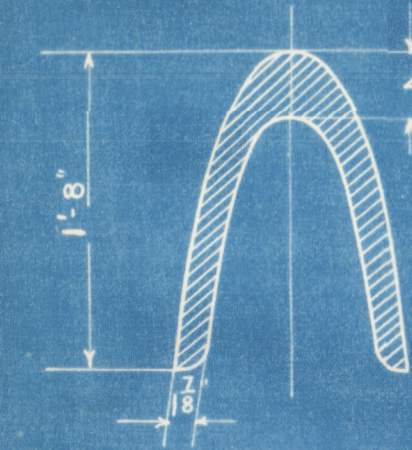


SPEED 14 KNOTS  
 AREA (AFT PORTION) 157 Sq Ft TOTAL  
 " (FOR PORTION) 23 Sq Ft  
 C.G. AFT OF PINS (EXCLUDING BALANCED PORTION) 3.6 FEET  
 DRAFT 28.10



PALM.



1" MIN.



FRAME 5.

This section may be altered  
 to suit spec lines



For Enclosure to

*Messrs. British Corporation*

0133 2/2



~~W. Shaw~~

W. Shaw, Clark.

Pro Standard Ship

1450 x 58 x 40 +

Rudder, Sternframe + Shaft

Brackets

436-7-5-9

440-6-7-8-9

Glasgow 16<sup>th</sup> Dec 1911

Twin Screw G

3

Galle etc

W. Shaw

004937-004945-0133 1/2



© 2020

Lloyd's Register  
Foundation