

20-10-27

N<sup>os</sup> 837.8 & 9.

PROFILE & DECK PLANS.

DIMENSIONS - 253'-0" x 43'-4" x 20'-6" MLD. DEPTH

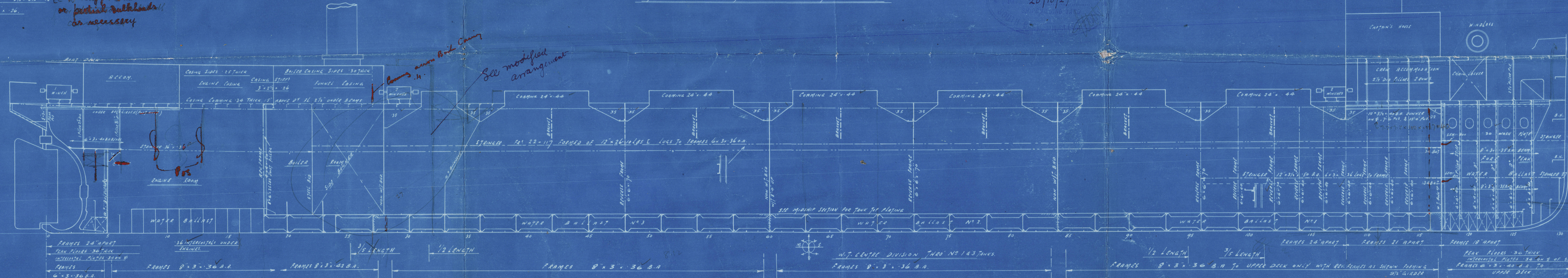
Scale 1/4" = 1'.

To Class B5\* FOR SERVICE ON GREAT LAKES & GULF OF ST. LAWRENCE

TO HAVE A DRAFT OF 16'-0" IN THE GULF.

STEEL DECK  
SIDE & END 15" THICK  
TOP 15"  
SIDE STIFF 15" x 15" x 15"  
BEAMS 30" x 30" x 30"

20" largest 2" dia.  
on pedestal with ball  
or necessary



17-10 = 102  
22-10 = 304  
12-9-10 = 1046

STEEL CUT FRAMES  
& BEAMS 5'-3" x 30" O.H.

30" PLATE  
25" x 30" x 30"  
25" x 30" x 30"

20" x 20"

20" x 20"

20" x 20"

20" x 20"

20" x 20"

20" x 20"

20" x 20"


20" x 20"

21 OCT 1927

Approved


20-10-27

Construction of International  
Frame C Tank Top  
when no beam.



STEEL CUT FRAMES  
& BEAMS 5'-3" x 30" O.H.

20" x 20"



STEEL CUT FRAMES  
& BEAMS 5'-3" x 30" O.H.

20" x 20"

20" x 20"

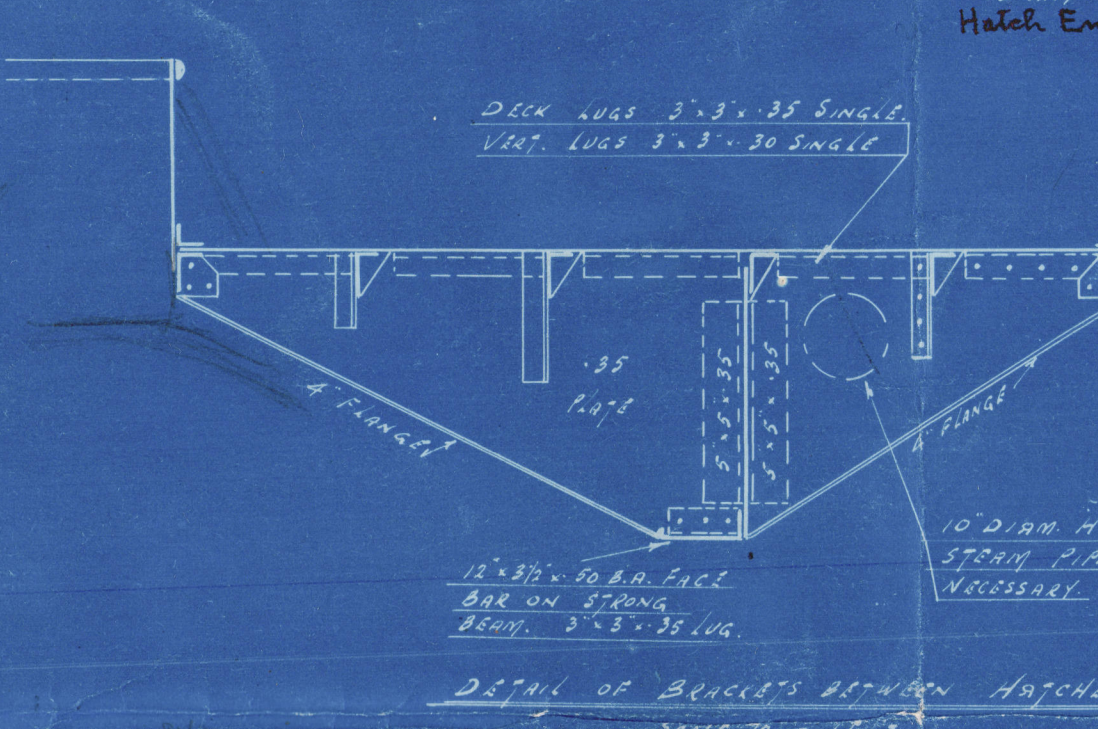
20" x 20"

20" x 20"

20" x 20"

20" x 20"

17-10 = 102  
22-10 = 304  
12-9-10 = 1046



See plan for Beams  
at Hatch Sides

17-10 = 102  
22-10 = 304  
12-9-10 = 1046

17-10 = 102  
22-10 = 304  
12-9-10 = 1046

17-10 = 102  
22-10 = 304  
12-9-10 = 1046

17-10 = 102  
22-10 = 304  
12-9-10 = 1046

17-10 = 102  
22-10 = 304  
12-9-10 = 1046

17-10 = 102  
22-10 = 304  
12-9-10 = 1046



2

Profile, Decks & B' hds.

Smiths Dock Co.

837. 8. 9.

Mo. 30/11/27.

24 - 10 - 27.

837. Deepwater. *now Hamildoc* \*

838. Clearwater. *now "W" Grenora*

839. Stillwater. *now Heymont*

bag



© 2020

Lloyd's Register  
Foundation

004900- 004905- 0121