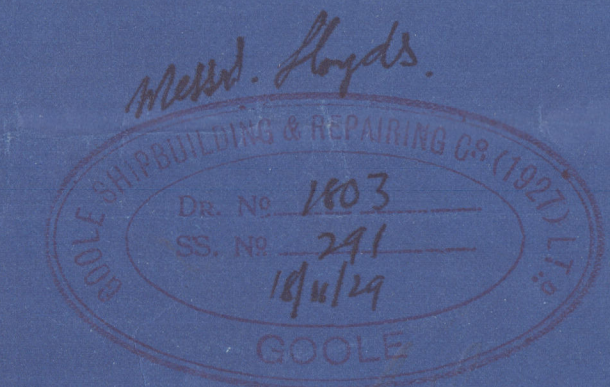


27.11.29
17-27

757
291
Nov 18th 1929



YARD No 291.
PROFILE & DECK.
DIM^s 250'-0" x 37'-10" MLD x 17'-0" MLD TO MAIN DECK.

SCALE 1/8" = 1 FOOT.

MASTS WINDLASS WINCHES STEERING GEAR &c
SUPPORTED TO SURVEYORS SATISFACTION.

AFTER PEAK BULKHEAD.

No 8 W.T. -10 44
BOTTOM PLT. 3/4 INCR 0.1 TO 3/8 PLATING 3/4 TO 3/8
INCR TO 6/6 IN WAY OF STERN TUBE IN LIEU OF DOUBLING.
STIFFENERS 8x3x50 BA REDUCED AS RULE: BKTD TO DECK SPACED
BRACKETS 20x42 5 1/4 R. & REDUCED AS RULE 24" APART
FRAME 3x3x44
BEAM 3x3x36

W.T. BULKHEAD.

No 47.
PLATING 3/4 TO 3/8 B.T.M. STRAKE 3/8
STIFFENERS 8x3x40 BA B.T.M. TOP & B.T.M. SPACED
BRACKETS 20x42 5 1/4 R. 5 1/4 R. 3/8
IN WAY OF RECESS 5/8 3x36 O.A. 3/8
BRACKETS 14x34 4 1/4 R. 3/8
FRAME 3x3x42
BEAM 3x3x36

BUNKER BULKHEAD.

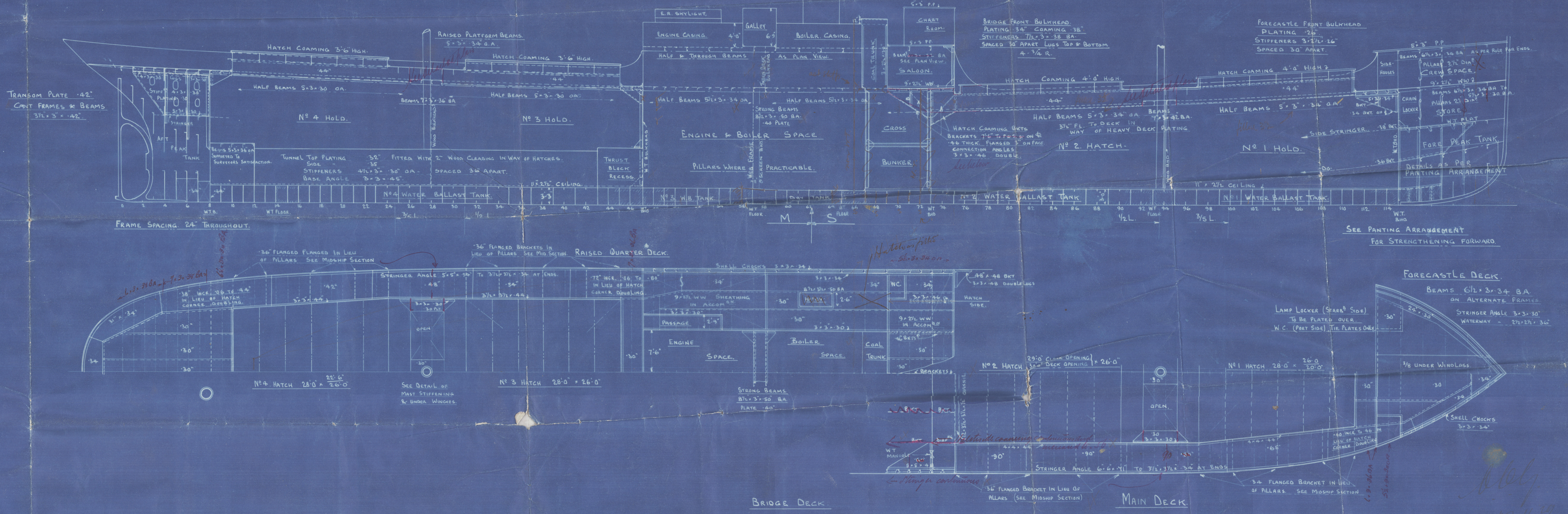
No 67.
PLATING 3/8 TO 3/4
STIFFENERS IN CASING 3 1/2x30
TO MAIN DECK 18-0
ALL 5 1/2x36 B.A. SPACED 36"
TANK BOUNDARY 3x3x46
TANK ANGLE 3x3x46

W.T. BULKHEAD No 73.

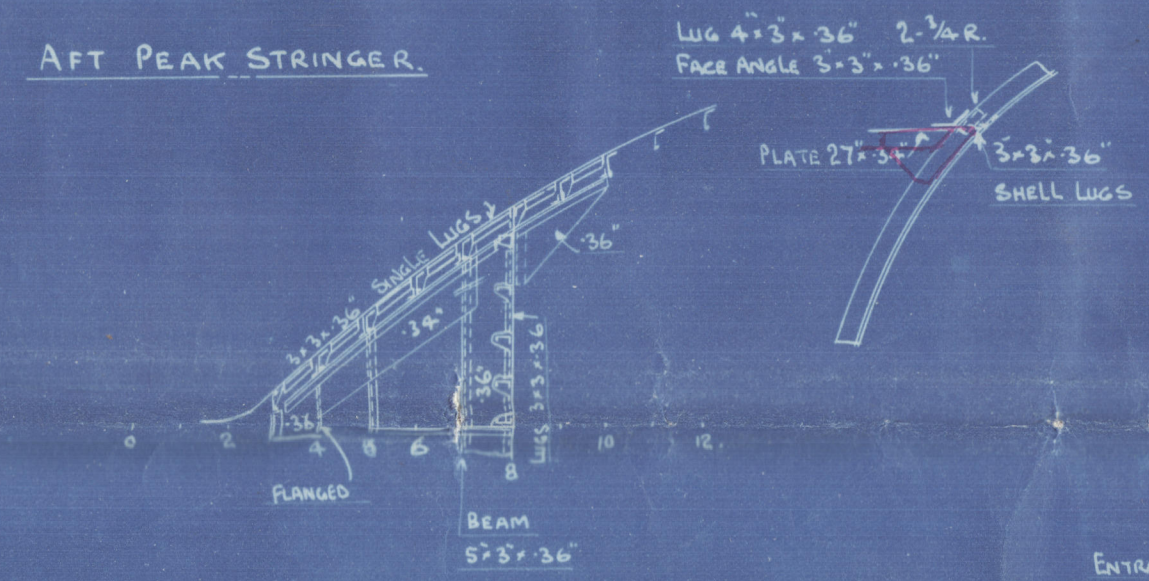
PLATING 3/4 TO 3/8
STIFFENERS 8x3x40 BA. SPACED 30" APART
BRACKETED TOP & B.T.M. B.T.M. 20x42 5 1/4 R.
FRAME 3x3x42
BEAM 3x3x36
TANK ANGLE 3x3x42

W.T. BULKHEAD FRAME 115.

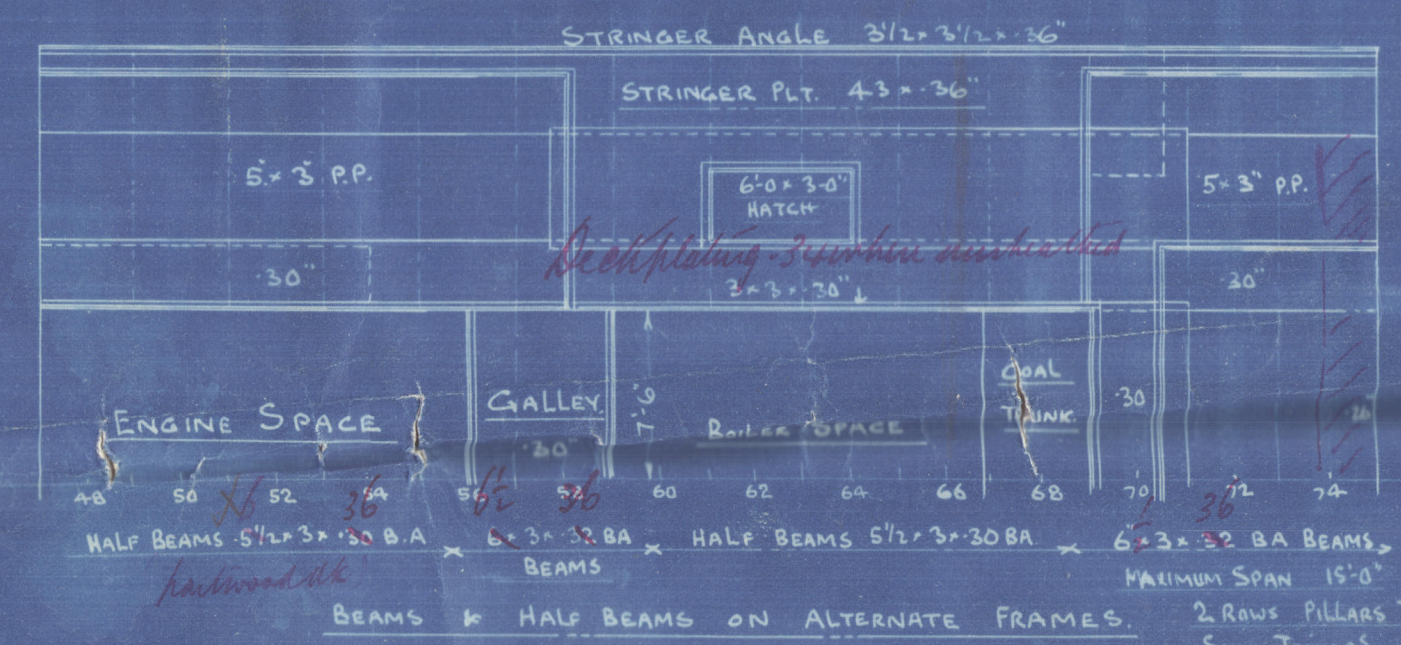
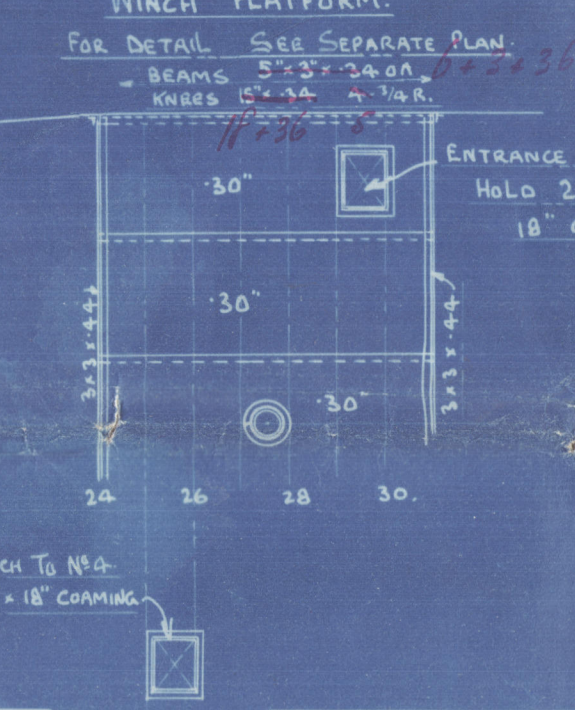
AS PER PAINTING ARRANGEMENT.



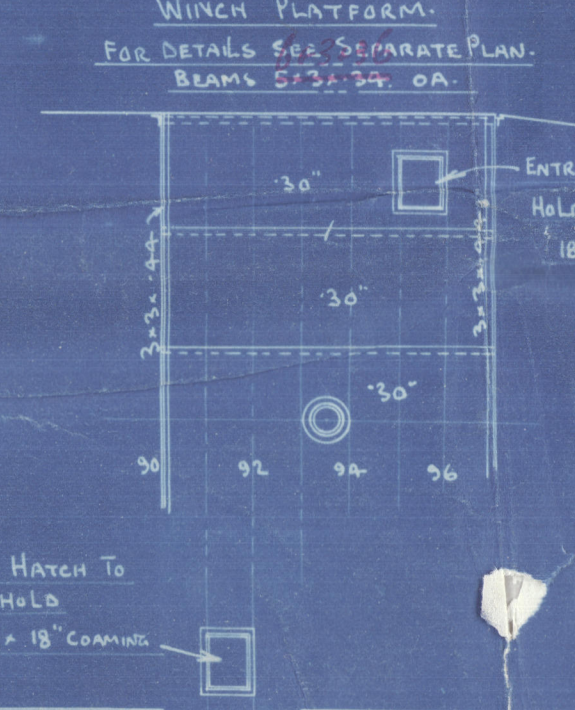
SECTION AT FRAME S.



WINCH PLATFORM.



WINCH PLATFORM.



The Goole Shipbuilding & Repairing Co (1927) LTD.
GOOLE.

No. 291

Profile & Deck

Goole D.B. & R. Co. Ld.

S.S.

"Gower"

HUM

41342.

Wappu

RETAIN



© 2021

Lloyd's Register
Foundation

004893-004899-0059