

LLOYD'S NUMERALS
 $L \times D = 347 \times 26' = 2,022$
 $L \times (B+D) = 347 \times (52.5+26) = 27,239.5$
 $\frac{L}{D} = \frac{347}{26} = 12.85$

DEPTH FOR SCANTLING NUMERALS = 26'
 DEPTH FOR EQUIPMENT NUMERALS = 27'

S. S. GYPSUM KING

S.S.108. MIDSHIP SECTION.

DIMENSIONS:- 347'-0" B.P. x 52'-6" B.M.D. x 27'-0" DEPTH MLD



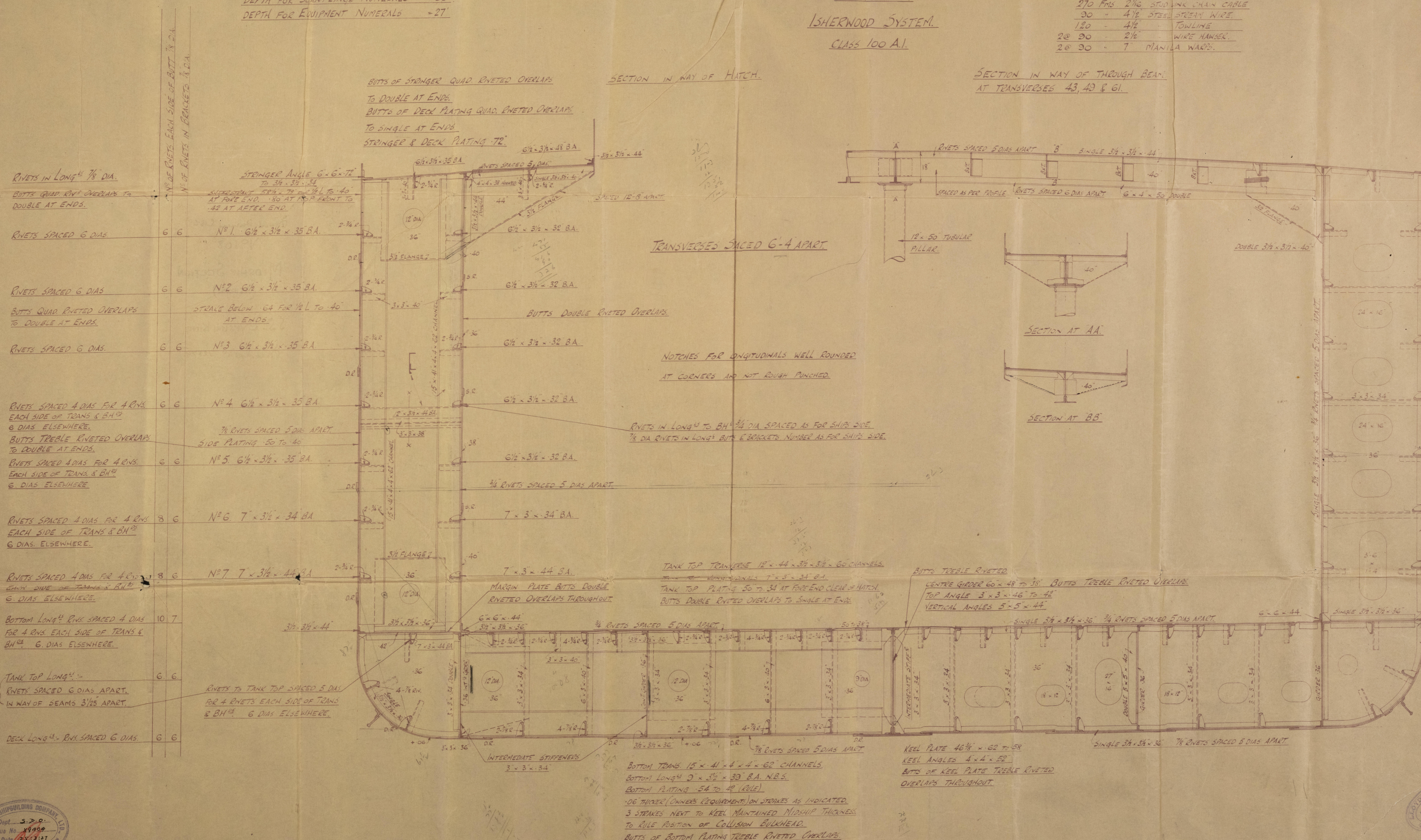
SCALE 1/8" = 1 FOOT

ISHERWOOD SYSTEM.

CLASS 100 A1.

EQUIPMENT NUMERAL.		
2 ND NUMERAL	347 x (52.5+27)	= 27,536
POOP & FORECASTLE		= 877
POOP DECKHOUSE		= 312
EQUIPMENT		28,725

EQUIPMENT		
2 BOWER ANCHORS	STOCKLESS, EACH 52 1/2 CWT.	COLLECTIVE WEIGHT 149 1/2 CWT.
1 ANCHOR	44 1/2 CWT.	
1 STREAM	17 1/2 CWT.	
270 FMS	2 1/2" STUD LINK CHAIN CABLE	
30	4 1/2" STEEL STEIN WIRE	
120	4 1/2" TOWLINE	
2@ 30	2 1/2" WIRE HANSE.	
2@ 30	7 MANILA WARPS.	



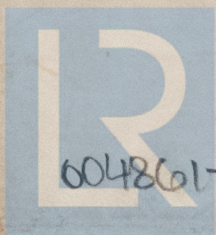
Knowl. Turner. LMS^{co}

N^o 108

MIDSHIP SECTION
(AS BUILT)

S.S. "Gypsum King"

Mat. R. No. 12879.



© 2020

Lloyd's Register
Foundation

604861-004865-0004