

Rpt. 1.

STEEL STEAMER or MOTORSHIP

Received at London Office

22 MAR 1945

State if Report has been sent on the Freeboard of the Vessel Yes

State if Report is sent on the Machinery of the Vessel

Yes - Sydney Rpt No 19933

Date of completion of report

12 Feb 1945

Port of

WHYALLA - South Aust. No. 30

Survey held at

WHYALLA

Date First Survey

1st Oct. 1942

Last Survey

12 Feb.

1945

On the (State if Machinery fitted Aft and if Single, Twin or Triple Screw)

STL. SGL. Sc. Sp. "RIVER MURCHISON"

State Type

(Full Scantling, Complete Superstructure with or without Tonnage Openings)

Complete superstructure with T.O. (T.O. permanently closed as W.E.)

State Type of Erections

C.S.S.

TONNAGE under Tonnage Deck

4179.90

CLASS 100 A.1.

State if with freeboard as condition of Class

FEET.

Built at Whyalla - South Aust.

Do. of space or spaces between Tonnage Dk. and Upper Dk.

Length from fore part of stem to after part of stern most on summer L.W.L. See Sec. 3 (1a)

L 425.0

Launched 18th Sept. 1944 Yard No. 4

Total

Gross Tonnage

5062.26

Register Tonnage

2622.86

Breadth (greatest moulded)

B 56.5

Builders Broken Hill Pty. Co. Ltd.

Depth, at middle of length from top of keel to top of beam at side of uppermost continuous deck. See Sec. 3 (1c)

D 35.5

Owners Commonwealth of Australia (Dept. of supply + shipping)

1st Longitudinal Number (L x D)

= 15087

Managers

(Where necessary to be entered in Reg. Book.)

2nd Numeral L x (B + D)

= 39100

Residence

REGISTERED DIMENSIONS.

FEET.

Length

432.80

Breadth

56.67

Depth

23.61

Framing Depth "d," at middle of length. See Sec. 3 (1d)

23.66

Proportions—Depth to Length—Uppermost continuous deck to top of keel

11.60

Do. Long Bridge to top of keel

Draught Moulded

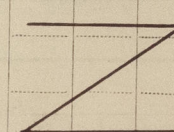
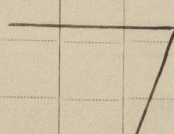

25.6

Port of Registry Port Adelaide

If surveyed while building, afloat, or in dry dock

While building

FRAMES, DOUBLE BOTTOM AND BEAMS.

	INCHES IN SHIP.	Any Departure from Approved Plans to be Noted.		INCHES IN SHIP.	Any Departure from Approved Plans to be Noted.
FRAMES, Spacing amidships	28	✓	Bracket Floors, Frame		
" " from 1/3 length amidships to Collision bulkhead	28 to 24	✓	" " Reversed Frame		
" " in peaks	24	✓	" " Vertical Struts		
SIDE FRAMING.			Centre Girder, depth and thickness amidships	46 x 50	✓
Frame Amidships, Angle, [or]	12 x 3 1/2 x 3 1/2 x 40	✓	" " top Angles	Double 3 1/2 x 3 1/2 x 50	✓
" " Extends up to	2 nd Dk.	✓	" " bottom Angles	Double 4 x 4 x 50	✓
Reversed Frame Amidships, Angle	✓		Side Girders, No. each side and thickness	One @ 38	✓
" " Extends up to	✓		" " in holds	12 holds	✓
Depth of Framing Girder	12	✓	Margin Plate depth (excl. of flange) and thickness	42 1/2 x 54	✓
Frames in Uppermost Continuous 'tween Decks, Angle, [or]	6 x 3 1/2 x 3 1/2	✓	" " Vertical Angle to Tank side	3 1/2 x 3 1/2 x 50	✓
" " Second 'tween Decks, Angle, [or]	every frame	✓	" " Bracket abaft 1/2 len. from stem		
" " Third " " "	✓		" " Vertical Angle to Tank side	5 x 5 x 50	✓
" " from 1/2 len. for'd. to 15% len. from Stem	12 x 3 1/2 x 3 1/2 x 40	✓	" " Bracket from forward 1/2 len. from stem to Panting Area		
" " in Peaks, Angle or [or]	6 x 3 1/2 x 3 1/2	✓	" " Gussets, spacing and scantling abaft 1/2 len. from stem	Continuous plate	✓
Diameter and Spacing of Rivets through Frame and Shell Plating amidships	5/8" spand 6 1/2" dia. C & C.	✓	" " Gussets, spacing and scantling from forward 1/2 len. from stem to Panting Area	Angle gussets in E Room	✓
State if Frame Joggled	yes	✓	Tank Side Brackets, height above base line at toe of Frame and thickness	72 x 42	✓
Are the scantlings and arrangements in the Panting Area in accordance with the Rules and/or as approved?	yes	✓	INNER BOTTOM PLATING.		
Are the scantlings and arrangements in way of the Bottom Forward in accordance with the Rules and/or as approved?	yes	✓	Breadth and thickness of Middle Line Strake	50 x 52	✓
SINGLE BOTTOM.			Thickness of remainder in Holds	42	✓
Floors, Depth and thickness at mid-line in Holds			Are Rule requirements complied with regarding increases of scantlings in way of double bottom in E. & B. space and framing in Bunkers and Boiler Room?	+08 at hatches	✓
Height of Brackets at side above base line at toe of frame			BEAMS.		
Middle Line Keelson, on Floors, Angles, [or]			Uppermost Continuous Deck, amidships in Wells, Angle, [or]	8 x 3 1/2 x 50	7 x 3 1/2 x 36
" " Through Plate or Intercoastal Plate			" " in way of Bridge, Angle, [or]	✓	✓
" " Foundation Plate on Floors			Spacing	every	✓
" " Flat Plate Keel Angles			Second Deck, amidships, Angle, [or]	8 x 3 1/2 x 50	7 x 3 1/2 x 36
Side Keelsons, No. each side			Spacing	every	✓
" " thickness of Intercoastal Plate			Third Deck, amidships, Angle, [or]		
" " Angles			Spacing		
DOUBLE BOTTOM.			Fourth Deck, amidships, Angle, [or]		
Solid Floors, thickness and spacing	55 B.R. ✓ 42 E.R. ✓ 39 every ✓	44 x 50 ✓	Spacing		
" " Are Frame and Reversed Frame joggled?	Yes	✓	Poop Deck, Angle, [or]		
Bracket Floors, breadth and thickness at middle line			Spacing		
" " breadth and thickness at margin plate			Bridge Deck, Angle, [or]		
			Spacing		
			Forecastle Deck, Angle, [or]	7 x 3 1/2 x 30	✓
			Spacing	8 x 3 1/2 x 30	✓

PILLARS AND DECKS.					
	INCHES IN SHIP.	Any Departure from Approved Plans to be Noted.		INCHES IN SHIP.	Any Departure from Approved Plans to be Noted.
PILLARS, No. of Rows.....			Stringer Plate, breadth and thickness in way of Bridge	✓	
" " " " " "			Thickness of Plating abreast Deck openings) in way of Wells	✓	143
" " " " " "			Thickness of Plating abreast Deck openings) in way of Bridge	✓	
" " " " " "			Thickness of Plating within line of openings...	✓	34
" " " " " "			If Sheathed, material and thickness	None ✓	
Centre Line Bulkhead.			Third Deck.		
Stiffeners and Spacing.....	Given Obs - 5'-2" x 8'6" x 3'6" L ✓ Alternate - Holds 4'-3" x 1'-2" L ✓ 10'10" x 3'2" = 36" F ✓ 26-30" 30 ✓		Stringer Plate, breadth and thickness.....		
Plating, thickness of	\$ Twain Obs 14'8" L ✓		If Plated, state thickness.....		
STRINGERS AND DECKS.			Fourth Deck.		
Uppermost Continuous Deck.			Stringer Plate, breadth and thickness.....		
Stringer Plate, breadth and thickness in Wells	60" x .66 ✓		If Plated, state thickness		
" " " " " "			Poop Deck.		
" Angle in Wells	4'4" x 5/8 ✓		Stringer Plate, breadth and thickness		
Thickness of Plating abreast Deck openings) in way of Wells66 ✓		Plating, Sheathing, material and thickness ...		
Thickness of Plating abreast Deck openings) in way of Bridge	✓		Bridge Deck.		
Thickness of Plating within line of openings...	.40 ✓		Stringer Plate, breadth and thickness.....		
If Sheathed, material and thickness	None ✓		Plating, Sheathing, material and thickness ...		
Second Deck.			Forecastle Deck.		
Stringer Plate, breadth and thickness in Wells	68" x .43 ✓		Stringer Plate, breadth and thickness.....	✓	60' x 36'
			Plating, Sheathing, material and thickness ...	✓	No sheathing

SCANTLINGS.					ANY DEPARTURE FROM APPROVED PLANS TO BE NOTED.			EDGES. State if joggled?			RIVETING.								
STRAKES.	AS IN VESSEL.				Breadth. Inches.	Thickness. Inches.	Thickness. Inches.	Thickness. Inches.	SINGLE OR DOUBLE.	RIVETS.		NO. OF ROWS OF RIVETS.	RIVETS.		STRAPPED OR LAPPED.				
	AMIDSHIPS.		FORWARD.	AFT.						Diam.	Spacing or to cr. Inches.		Diam.	Spacing or to cr. Inches.					
FLAT PLATE KEEL	50	✓ 78	68	68					Double	7/8	3 1/2	Quad. to triple	1 7/8	3 1/2	2 1/16	Inside straps			
„ DELG. (if any)		✓																	
BOTTOM PLATING, No. of Strakes	A 78	✓	63	✓					Double	7/8	3 1/4	3 1/2	✓	9 triple	7/8	3 1/4	3 1/2	✓	Lapped
BILGE PLATING, No. of Strakes	B 78	✓	59	✓															
	C 54	✓	56	✓															
	D 78	✓	56	✓															
	E 66	✓	56	✓															
	F 79	✓	56	✓															
SIDE PLATING, No. of Strakes	G 78	✓	56	✓															
	H 78	✓	56	✓															
	J 78	✓	56	✓															
UPPER DECK, Sheer-strake in Wells	L 51	✓	66	✓															
UPPER DECK, Sheer-strake in Bridge																			
STRAKE BELOW Sheer-strake in Wells	K 52	✓	56	✓															
STRAKE BELOW Sheer-strake in Bridge																			
POOP SIDE PLATING																			
BRIDGE SIDE PLATING																			
FORECASTLE SIDE PLATING		✓	39	✓					Single	3/4	3	Single	3/4	2 3/8					

FORGINGS and CASTINGS.

FORGINGS and CASTINGS.

STIFFENERS.

STEEL. Manufacturer's Name or Trade Mark of the Steel used in the construction of the Vessel (state process of manufacture) *open hearth process ✓*
Broken Hill Pty Co Ltd - Newcastle N.S.W. & Australian Iron & Steel Co Ltd - Port Kembla N.S.W.
(BHP & A.I.S.)
 Has the Steel been tested as required by the Rules? *Yes ✓*

EQUIPMENT No 40455

Number of Certificate.	Anchors.	WEIGHT, E.E. STOCK.	WEIGHT OF STOCK.	TEST, PER CERTIFICATE.	WEIGHT REQUIRED BY TABLE 35.	Description of Anchor.	Makers.	Where and when tested and Superintendent.
		Cwts. qrs. lbs.	Cwts. qrs. lbs.	Tons. cwts. qrs. lbs.	Cwts.			
2469	1st Bower ...	70 2 0	Stockless	54 0 0	✓ 68 1	Byer's Type	Industrial Steel	Id - Garden Island 4-5-11
2470	2nd " ...	70 1 10	"	54 0 0	✓ 68 1	"	"	57-3-13. G. G. Grant
	3rd " ...	Omitted due	to W.E. ✓					57-2-11. C. C. Murphy
	Collective weight.							58-5-13. C. C. Murphy
3430	Stream	52 3 16	4/ Stockless	33 0 3 11	✓ 33 1/4 ✓	"	"	

CHAIN CABLES.

Number of Certificate.	Length and size supplied.		Test per Certificate.		WEIGHT OF CHAIN CABLE.		Length and Size per Table 63.		Description.	Makers of Cables.	Where and when tested, and Superintendent.	Material.	Length and Size supplied.		Breaking Test of Steel Wire.	Length and Size per Table 63.	
	Length.	Diam.	Stain- tory.	Break- ing	Supplied.	Per Rule.	Length.	Diam.					Fathoms.	Inch.		Fathoms.	Inch.
11770 ✓	270 ⁵ / ₈	2"	✓	100-8	141-1	570-1-11	720 ^H ✓	270	2 ⁵ / ₁₆	S. Taylor & Sons Slud Link	Melkerton 10-12-41 J.A. Reef	TOWLINE...	120	4 ¹ / ₂ "	64-6	120	4 ¹ / ₂ "
		Taneyo										HAWSELS (& WARPS)	2890	2 ³ / ₄ "	15-2	2890	2 ³ / ₄ "
												"	2890	2 ¹ / ₂ "	13-2	2890	2 ¹ / ₂ "
		Or.							Clr.			"	1890	3"	Jenny's Key	✓	
[Iron-Screen] Class - #7 Steel Wire	90	5"	✓	62-8				90	5"	Bullivant's Gust Co Ltd. 6 1/2		"					

Steering Gear, Type (Power or Hand) Stem Hydraulic by ✓ Alternative Means of Steering Blocks & Tackle led to after ✓
Howard Auto-elevator Co. - Tulsa.
Rundberg Foundry Co. - Tulsa.

GENERAL REMARKS—(The Surveyor should state the Number of Report and Name of any Sister Vessel. Plans showing Vessel as built should be forwarded and a List of the Plans should be embodied.)

This vessel is a duplicate of the same Builder's "River Derwent" built in 1944.
Copies of the approved plans are retained for dealing with Sister Vessels (originals in B's. Office).
Plans of midship section, profile and decks as built, also forging reports now forwarded. (U.S.C.)

PARTICULARS OF ELECTRIC WELDING (if employed) All deck houses, casings, boat deck, navigating bridges gun platforms, masts, emergency tween deck W.T. bulkheads, also non-W.T. Bulkheads completely welded. Welding also employed for odd work of non-structural importance.
Second deck, except stringers, completely welded.

SPECIAL NOTATIONS:—Either as part of the vessel's class or for record in the Register Book
Cruiser Stern; E.S.D.; D.F.; Tonnage opening closed 45 (W.E.), Lloyds A.&C.P.
Fitted for oil fuel 45 - F.P. above 150° Fah.
7 Bulkds. (Coll. Bhd. to 2nd Dr., 6 to 2nd Dr.) 5 Divisional W.T. Bulkds in Tween decks including Collision Bulkhd. one not to Rule scantlings i.e. 4 Div. W.T. Bhd. i. R.B.

Particulars of Drop Test of Cast Steel Anchors, viz.:— Weight, Surveyor's Initials, Number of Certificate, Date of Test.	1st Bower	46.25 cwt	C.R.M. - 1011 - 30.5.42
	2nd "	46.45 cwt	C.R.M. - 1032 - 20.7.42
	3rd "	13.25 cwt	C.R.M. - 1023 - 20.7.42

PARTICULARS FOR RECORD in the REGISTER BOOK.—Length of Poop ft., R.Q.D. ft., Bridge ft., Forecastle 42.25 ft.
(in feet and tenths). When the Poop or Forecastle are joined to the B.D., this should be distinctly stated

Official No. 156019 Signal Letters VMSS Extreme Breadth over Belting 56.7 Over-all Length 449.2'
No. and Material of Decks 1 Dr (ste) + shelter Dr (ste)

Parts of Bottom of Vessel coated with cement or approved composition Cement in Boiler Room D.B. tank also peak tanks
F.W. Tanks under B & B space cement washed also peak tanks. — W.B. tanks painted with "Controdi"
Bilges coated with zinc paint & varnished.
Particulars of composition (if fitted) and of approval

PARTICULARS OF WATER BALLAST:—(Comprising all tanks which may be used for Water Ballast. (Circ. 1284)
Wells are not to be included in the lengths of the tanks, but Cofferdams and Dry Tanks (if tested) are to be included.)

Where Fitted.	Length.	Water Capacity.	Where Fitted.	Length.	Water Capacity.
	Feet.	Tons.		Feet.	Tons.
Double bottom, aft,	100.33	226	Fore peak tank,	F.W. 32.25	S.W. 251
Double bottom, under Engines and Boilers,	F.W. 49.00	223	After peak tank,	F.W. 30.83	S.W. 246
Double bottom, if under Engines only,	Cofferdams 4.67	21	Deep tank, aft,	✓	
Double bottom, if under Boilers only,			Deep tank, forward,	✓	
Double bottom, forward,	192.16	741	Other tanks, if fitted,	✓	
Total length (if continuous) and Capacity	346.16	✓ 1211 ✓	(If necessary, furnish further information by sketch.)		

Order for Special Survey No. 107 (A.10.)

Date 10th April 1942

Authorisation 8/9/42.

Dates of Surveys held while building

1942 - Oct. 1

1943 - Jan 12; Feb 3, 16, 25; Mar 1, 11, 23; April 3, 15; May 24, 26; and afterwards practically continuously to end of year except during July

1944 - Practically continuously to end of year except during July

1945 Jan 3, 5, 8, 10, 11, 14, 17, 18, 20, 22, 29; Feb 2, 5, 6, 8, 9, 12

Total No. of Visits 150