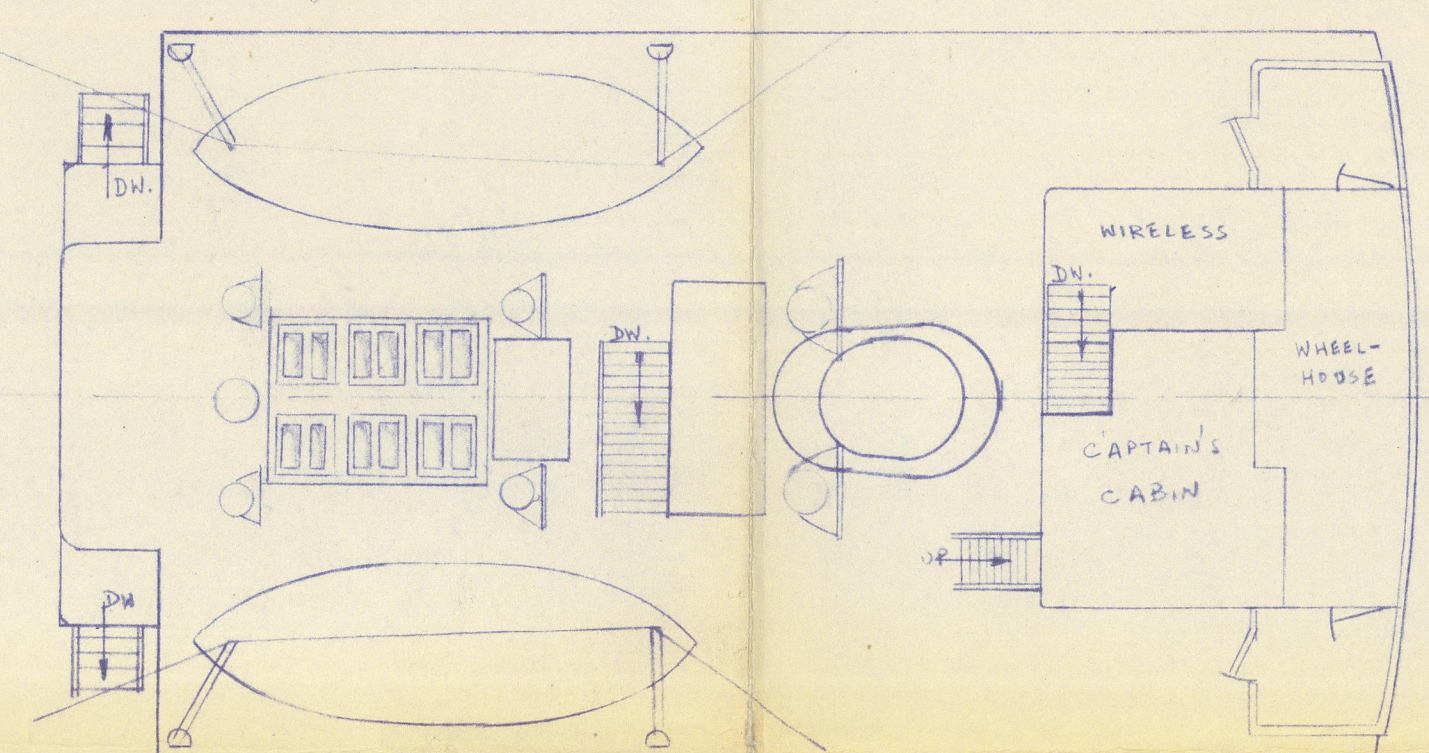



1 AUG 1960

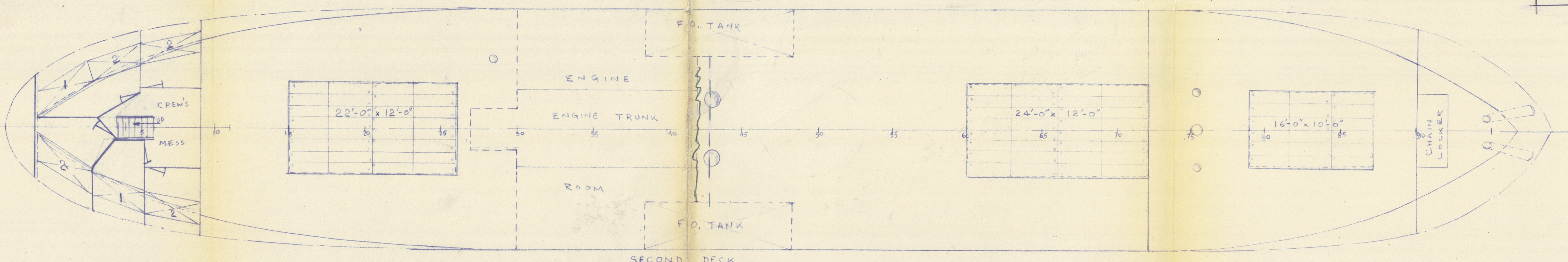


BOAT DECK



UPPER DECK

SECOND DECK



ALTERATIONS  
THUS —

CONVERSION OF SHIP INTO A  
CLOSED SHELTER DECKER AND  
INCREASED DRAUGHT

MAIN FRAMES  $9' 2'' \times 38''$  SPACED 24" ALL FORE AND AFT  
AND EXTENDING TO UPPER DECK  
INTERMEDIATE FRAMES  $4' 3'' \times 30''$  O.A. IN BETWEEN TO EVERY  
FR. EXTENDING FROM TANK TOP TO THE UPPER STRINGER  
2'-4" ABOVE SECOND DECK.  
LOWER SIDE STRINGER  $5' 3''$  BELOW SECOND DECK.  
UPPER SIDE STRINGER  $7' 6''$  ABOVE SECOND DECK.

THE FOLLOWING CONVERSIONS PROPOSED:-

1. CONSTRUCTION OF W.T.B. IN N° 72 FR. EXTENDING TO UPPER DECK.
2. CONSTRUCTION OF W.T.B. IN N° 42 FR. FRD ENGINE RM. BHD.
3. W.T. DOORS FITTED ON CORRIDORS ON BRIDGE SUPERSTRUCTURES (OFFICERS AND CREWS ACCOM.) STD SIDE FRD AND AFT, & PT SIDE AFT.
4. TONNAGE HATCH FR. 9-11 REMOVED AND PERMANENTLY CLOSED. BEAMS TO BE FITTED AND PLATED OVER BY 10MM PLATES.
5. FRD TONNAGE WELL BHD. (FR. 11) ON TWEEN DECK TO BE REMOVED.
6. TONNAGE WELL VALVES P&S. TO BE PERMANENTLY CLOSED.
7. LOCKING BARS TO BE PROVIDED FOR ALL HATCHWAYS ON UPPER DK.
8. ALL VENTILATORS TO HAVE A HT. OF AT LEAST 36"
9. ALL AIR PIPES ON UPPER DECK TO HAVE A HT. OF AT LEAST 36"
10. ALL COMPANIONWAY DOOR SILLS, LEADING TO SPACES BELOW THE UPPER DECK TO HAVE A HT. OF 24"

See also letter  
11 Lifelines to be fitted  
12 Lashings and scuppers from Main Deck to be closed and draught effected to the new heights  
13 Portboard Sanitary discharges from spaces on the main Deck to be permanently closed

DIMENSIONS

LENGTH (O.D.)	193'-0" = 58.225m.
BREADTH (MLD)	32'-0" = 9.753m.
DEPTH (MLD) (UPPER DK)	22'-8" = 6.909m.
DEPTH (MLD) (SECOND DK)	15'-2 1/2" = 4.635m.

See also letter

M/S "MANDO"

ad 2-F-60

GENERAL ARRANGEMENT PLAN

SCALE 1:100



C.A. STEPHANIDES

NAVAL ARCHITECT

PIRAEUS JUNE 1960

Approved for drawing

4/8/60

Lloyd's Register

Foundation

000534-000540-0008