

10 SEP 1942

Index No. 36970  
(For London Office only).

No. 18329

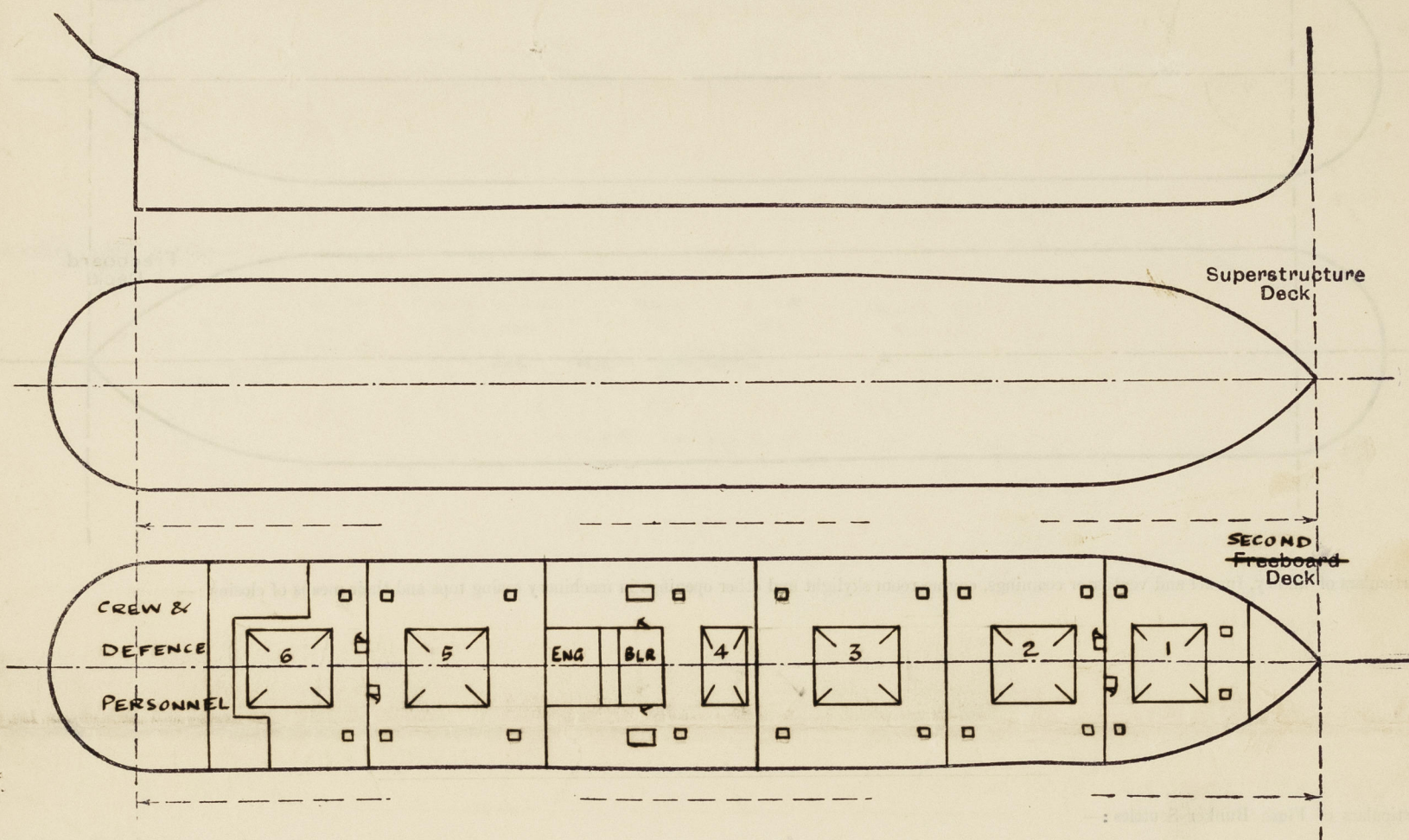
# Lloyd's Register of Shipping.

## SURVEYS FOR FREEBOARD.

(CONDITIONS OF ASSIGNMENT.)

Ship's Name **"EMPIRE CENTAUR"** Port of Survey **WEST HARTLEPOOL**  
 Official Number **168946** Surveyor's Signature **E. Lee.**  
 Nationality and Port of Registry **BRITISH. WEST HARTLEPOOL** Date of Survey **Aug. 1942**  
**HONG KONG**

Disposition and dimensions of superstructures, trunks, deckhouses and machinery casings to be inserted in the diagrams and tabular statement:—

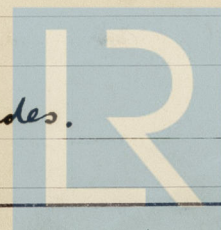


Particulars of Superstructures, Trunks, Casings, Deckhouses.

	Coaming	Plating	Stiffeners	Spacing	End Attachments of Stiffeners	Size of Openings	Height of Sills	Height of Casings
Poop Bulkhead ... ..								
Raised Quarter Deck Bulkhead ...								
Bridge, After Bulkhead ... ..								
Bridge, Forward Bulkhead ... ..								
Forecastle Bulkhead ... ..								
Trunk, Aft ... ..								
Trunk, Forward ... ..								
Exposed Machinery Casings on Freeboard or Raised Quarter Decks ...								
Exposed Machinery Casings on Superstructure Decks ... ..								
Machinery Casings within Superstructures not fitted with Class I Closing Appliances <b>SECOND DECK</b> ...	<b>30"</b>	<b>26"</b>	<b>3" x 3" x .30"</b> <b>3 1/2 x 3 x .40</b>	<b>31"</b>	<b>continuous</b>	<b>4'-0" x 2'-1"</b>	<b>24"</b>	<b>9'-0"</b>
Deckhouses on Flush Deck Ships ...								

Particulars of Closing Appliances (state if capable of being manipulated from both sides).

Poop Bulkhead ... ..	
Raised Quarter Deck Bulkhead ...	
Bridge, After Bulkhead ... ..	
Bridge, Forward Bulkhead ... ..	
Forecastle Bulkhead ... ..	
Exposed Machinery Casings on Freeboard or Raised Quarter Decks ...	
Exposed Machinery Casings on Superstructure Decks ... ..	
Machinery Casings within Superstructures not fitted with Class I Closing Appliances <b>SECOND DECK</b> ...	<b>Hinged steel doors operated from both sides.</b>
Deckhouses on Flush Deck Ships ...	




© 2020

Lloyd's Register  
Foundation

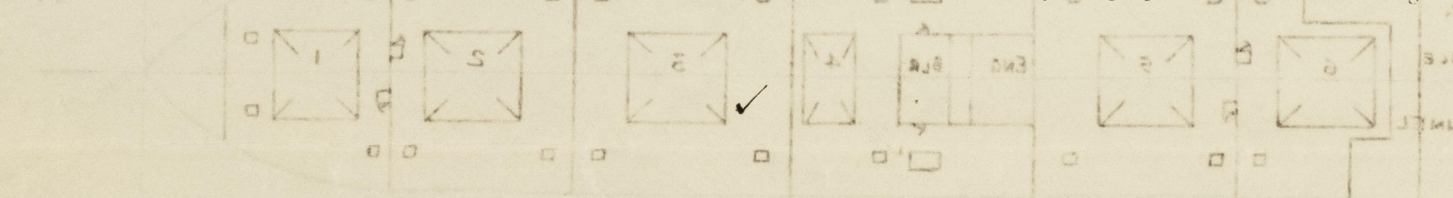


# PARTICULARS OF PROTECTION TO OPENINGS, ETC.

The following diagrams should be used to indicate the positions of cargo and coaling hatchways, gangway, cargo and coaling ports, ventilators, companionways, etc., which would affect the seaworthiness of the ship:—



Particulars of fiddley, funnel and ventilator coamings, engine room skylight and other openings in machinery casing tops and their means of closing:—



Particulars of Flush Bunker Scuttles:—

Particulars of Companionways:—

Entrance on 2<sup>nd</sup> deck to holds and up to mast houses on upper deck. Hinged steel doors operated from both sides 4'-0" x 1'-9" sills 24"

Particulars of Ventilators in exposed positions on freeboard and superstructure decks:—

Particulars of Air Pipes in exposed positions on freeboard, raised quarter, or superstructure decks:—

Particulars of Gangway Cargo and Coaling Ports:—

Particulars of Scuppers and Sanitary Discharge Pipes:—

Particulars of Side Scuttles:—

Vertical distance of Sill of lowest Side Scuttle above top of keel

Particulars of Guard Rails:—

Particulars of Gangways, Lifelines, etc.:—

## Particulars of Freeing Arrangements.

	Length of Bulwark	Height of Bulwark	Size of Freeing Ports	Number each side	Area each side	Rule area each side
After Well ... ..			✓			
Forward Well ... ..			✓			


State position of each freeing port ... .. { After Well:—  
(F. and A. position and height above deck edge) { Forward Well:—

State whether the freeing ports are fitted with shutters, bars, or rails, and give particulars of such:—

Additional area where sheer is less than standard.



PARTICULARS OF PROTECTION TO OPENINGS, ETC.

SECOND HATCHWAYS ON <del>FREEBOARD</del> AND SUPERSTRUCTURE DECK											
Description of Hatchway	...	...	Nº 1	Nº 2	Nº 3	Nº 4	Nº 5	Nº 6	COAL HATCHES	ESCAPE HATCHES	
Dimensions of Hatchway	...	...	31'-6" x 20'	31' x 20'	31' x 20'	12'-11" x 20'	31'-x 20'	31' x 20'	7'-9" x 4'	2'-4" x 2'-6"	
COAMINGS	{	Height above Deck	← 9" x 3 1/2" x .44" B.A. →						← 9" x 3 1/2" x .40 B.A. →		
		Thickness { Sides									
		Ends									
		Stiffeners ...									
Brackets, Stays											
HATCH BEAMS	{	Number ...	5	5	5	1	5	5			
		Spacing ...	5'-3"	5'-2"	5'-2"	6'-5 1/2"	5'-2"	5'-2"			
		Scantling and Sketch							✓	✓	
			19 x .38	19 x .38	19 x .38	22 x .38	19 x .38	19 x .38			
FORE AND AFTERS	{	Number ...									
		Spacing ...									
		Unsupported Lengths									
		Scantling* and Sketch									
HATCH COVERS	{	Material ...	WOOD COVERS		WOOD	WOOD	WOOD COVERS		WOOD	2 1/2	
		Thickness ...	OMITTED		2 1/2	3	OMITTED		2 1/2	HINGED	
		How fitted			CLEAR OF GRAIN	3			ATHWART	WOOD COVERS	
		Bearing Surface	3	3	5	3	3	3	3 1/2	NO BATTENS OR CLEATS	
Spacing of Cleats	...	...	...	24	24	24	24	24	20	FITTED	
Number of Tarpaulins	...	...	...	← NO TARPAILINS FITTED →							
*Are wood fore and afters steel shod at all bearing surfaces?										✓	
Are battens and wedges efficient and in good condition?										✓	
Are tarpaulins in good condition and in accordance with rule requirements?										✓	
Are lashings provided in accordance with rule requirements?										✓	

Particulars of any special features :—

Endorsement at first survey and at surveys for renewal of Certificate :—

The fittings and appliances are in accordance with the particulars shown on this form (or as now modified) and are in good condition.

