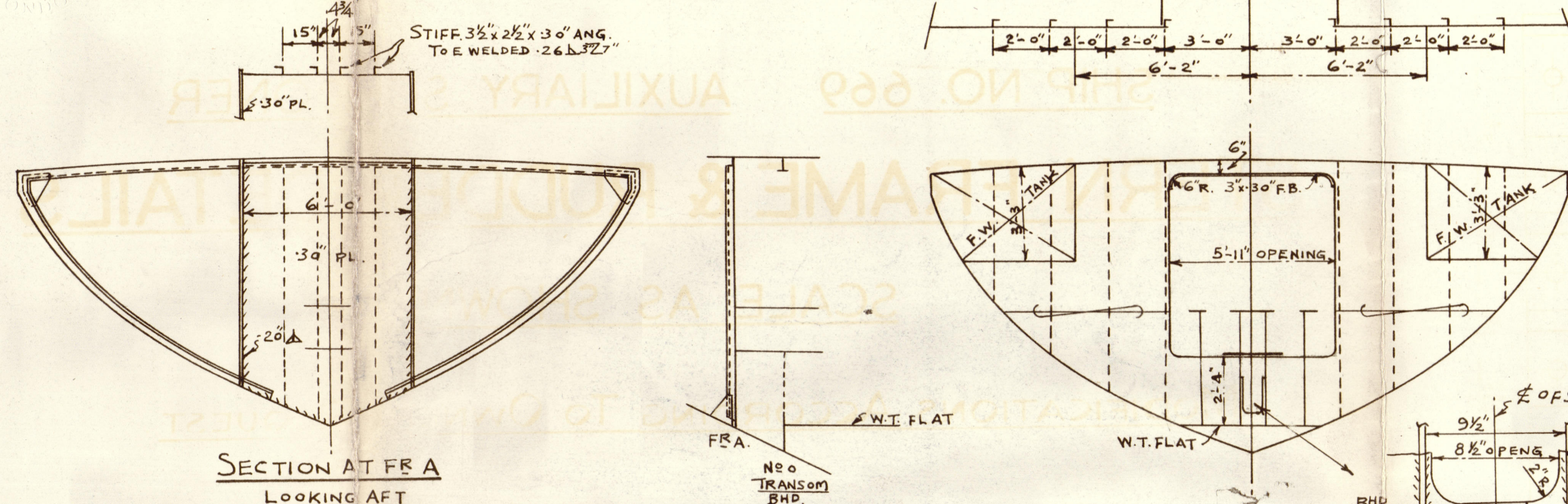


12 FEB 1957



AUXILIARY STEERING ARRANGEMENTS
INCLUDING TACKLES ETC. SEE SEPARATE
DRAWING.

CEMENT AND FAIRING PLATES TO BE
FITTED WHERE REQUIRED BY OWNERS
REPRESENTATIVE AS DIRECTED AT SHIP.

NOTE:-
ESTIMATED SPEED OF SHIP = $9\frac{1}{2}$ KNOTS
AREA OF RUDDER = 35.5 sq. ft.
RUDDER FILLED WITH SLAB CORK.
THE STEELWORK INSIDE THE RUDDER IS TO BE
THICKLY COATED WITH BITUMINOUS ENAMEL.
THE OUTSIDE OF THE RUDDER TO BE COATED
WITH THREE COATS OF APEXIOR NO 3

CASTINGS AND/OR FORGINGS TO BE OF
WELDABLE QUALITY CONTAINING NOT
MORE THAN 0.25% CARBON.

NOTE:-
HOLES IN ALL ZINC PROTECTORS
TO BE A VERY TIGHT FIT WITH STUDS
BUT ZINC PROTECTORS TO BE 3/16"
CLEAR FROM RUDDER AND HULL
PLATING TO ALLOW FOR FURTHER
TIGHTENING LATER.

STUDS TO BE CLEANED BRIGHT
BEFORE FITTING ZINC. THERE
MUST BE GOOD METALLIC CONTACT
BETWEEN STEEL AND ZINC.

PATTERNS FOR ALL ZINC CASTINGS
TO BE HANDLED TO OWNERS REPRESENTATIVE
ON COMPLETION OF JOB.

CONTINUOUS
PHOSPHOR BRONZE
LINER
G.M. PACKING
FLANGE
8-1/8" DIA STUDS
@ 12" P.C.D.

DETAIL OF C.S. MUFF COUPLING
SCALE - 3" = 1'-0"

SECTION AT E OF SHIP

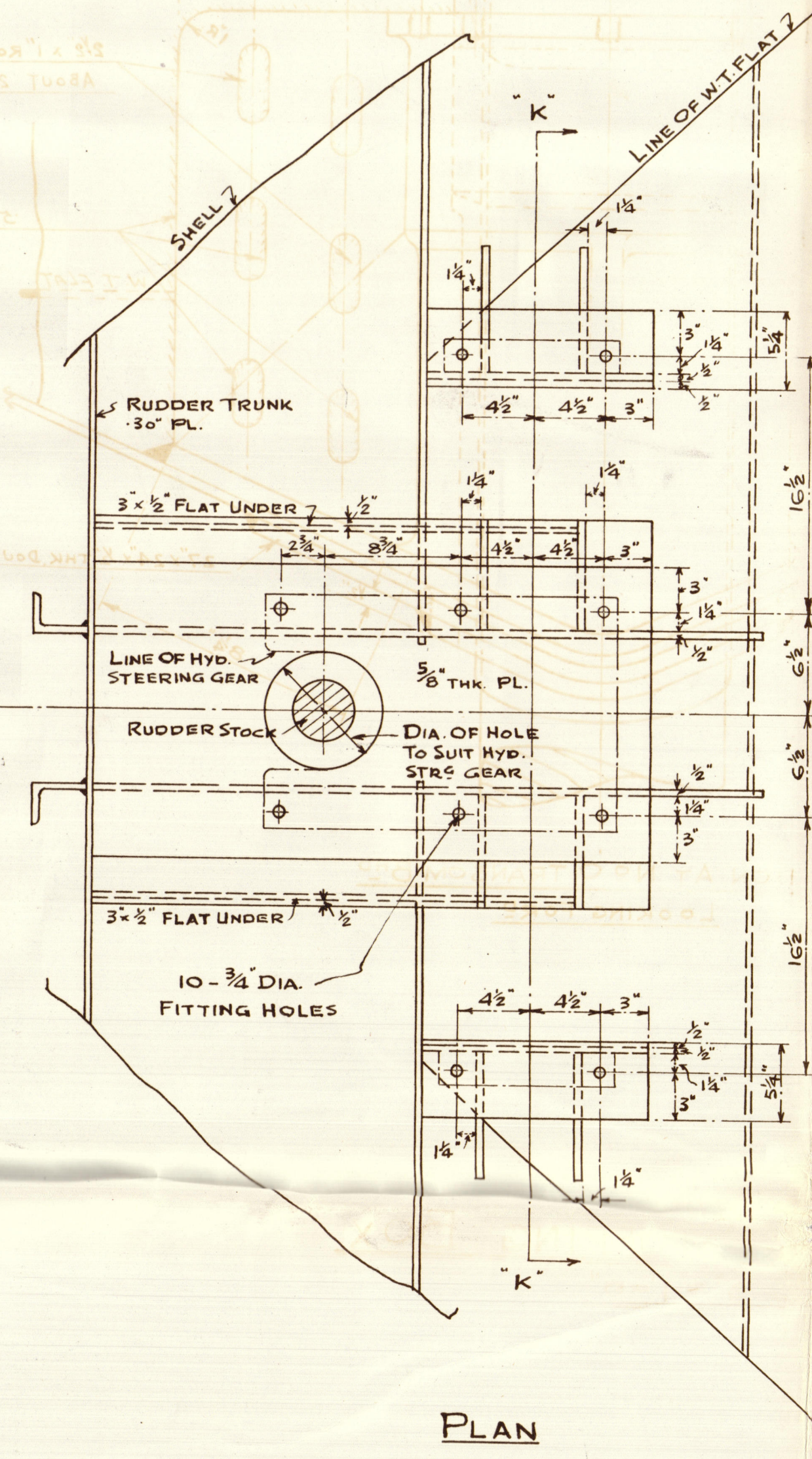
SHIP NO. 669 AUXILIARY SCHOONER STERN FRAME & RUDDER DETAILS

SCALE AS SHOWN

MODIFICATIONS ACCORDING TO OWNER'S REQUEST.

WELDING MARKS

MARKED	DESCRIPTION
△	CONTINUOUS FILLET BOTH SIDES
∇	CONTINUOUS FILLET ONE SIDE
V	V-TYPE WELDING
Q	INTERMITTENT FILLET SPACED
Q	Q = LENGTH OF FILLET D = SPACING OF FILLET C8 TO C8



DETAIL OF SEATING FOR
HYD STRG GEAR & RUDDER CARRIER
SCALE - 1" = 1'-0"

NOTE:-
ALL BOLT HOLES TO BE DRILLED FROM ACTUAL PARTS.
SUITABLE BUTTRESSES SHOULD BE FITTED AROUND
BED PLATE TO TAKE SHEAR OFF HOLDING DOWN BOLTS.

CHEONG LEE SHIPYARD
NGAU CHI WAN
KOWLOON

CHECKED BY WONG TIM
DRAWN BY HO HOY
DRAWING NO 145
DATE 30-10-1956

0042307 0042371 0054

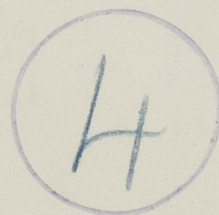
M. S. "IAN CROUCH" ✨

CHEOY LEE SHIPYARD - YARD No. 669.

HONG KONG REPORT No. 14447.

STERN FRAME & RUDDER DETAILS.

RECORDS DEPT.
LONDON.



© 2020

Lloyd's Register
Foundation

004230-004237-0054