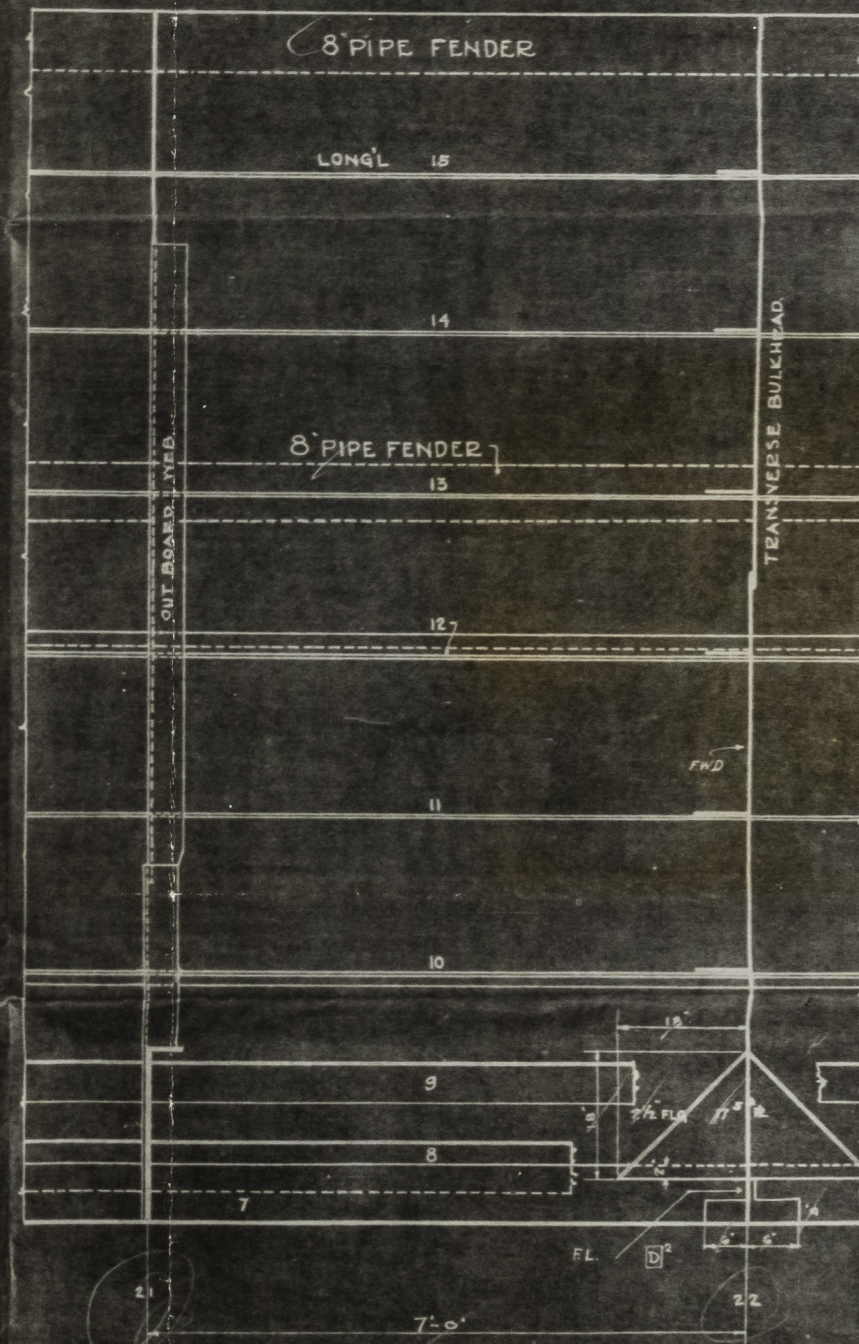
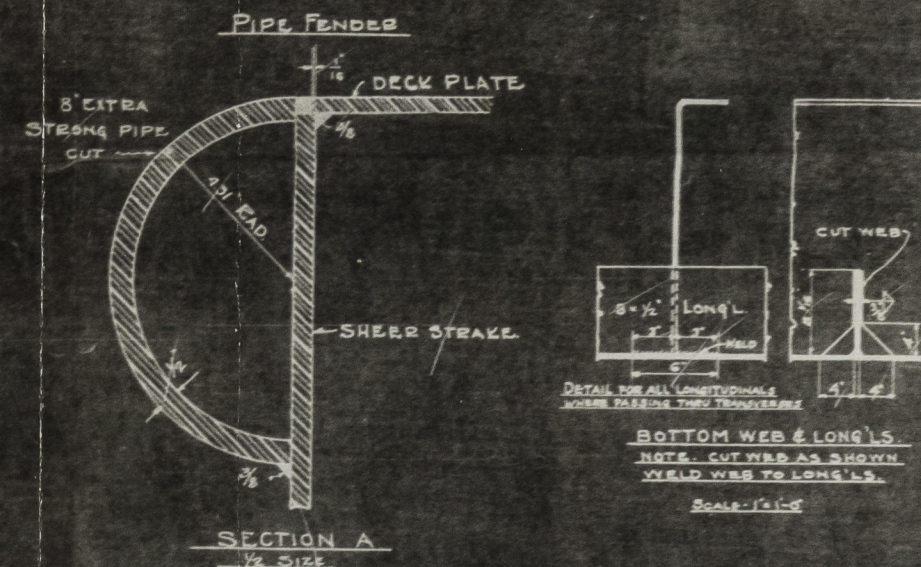


TANK TRANSVERSE FRAME LOOKING FWD.  
SPACED 7'-0"



SECTION AA  
THRU TRANSVERSE FRAME & BULKHEAD  
SHOWING SIDE OF SHIP LOOKING OUTBOARD

- EQUIPMENT**
- STOCKLESS POWER ANCHORS EACH - 10000
  - 1/2" PATH 1/2" STUD LINK IRON CHAIN
  - 1/2" PATH 1/2" (16-18) STEEL WIRE STREAM LINE
  - 10 - 1/2" MANILA HARRIS
  - 10 - 1/2" WARP

TO CLASS: A) OIL CARRIER

- WELDING**
- BEAMS TO DECK 3/4" WELD STAGGERED 3" IN 4"
  - BULKHEAD STIFFENERS 3/4" WELD STAGGERED 3" IN 4"
  - WITH DOUBLE CONTINUOUS WELD FOR 1/2" THEIR LENGTH AT EACH END
  - SEAMS - TRUNK TOP & SIDES
  - BULKHEADS & SHELL 1/2" RS 3/4" OUTSIDE 1/2" INSIDE CONTINUOUS
  - BUTTS - FULL WELD BOTH EDGES
  - LONGITUDINALS TO SHELL & DECK 3/4" WELD STAGGERED 3" IN 4"
  - LONGITUDINALS - END CONNECTIONS CONTINUOUS BOTH SIDES
  - TRANSVERSE BULKHEAD TO SHELL & TRANSVERSE BULKHEAD TO CENTER LINE BULKHEAD 3/4" CONTINUOUS & 3/4" CONTINUOUS
  - WELD TO SHELL 3/4" WELD STAGGERED 3" IN 4"
  - END & INTERMEDIATE CONNECTIONS OF BEAMS & GIRDERS 3/4" WELD & 3/4" CONTINUOUS
  - RUBBING STRIP TO KEEL 1/2" WELD - CONTINUOUS
  - INTERCOSTALS TO SHELL 1/2" WELD STAGGERED 3" IN 4"
  - TO FLOORS 1/2" CONTINUOUS

**CHARACTERISTICS**

LENGTH OVER ALL	250'-0"
LENGTH BETWEEN PERPENDICULARS	210'-0"
BEAM MOULDED	17'-0"
DEPT MOULDED	18'-0" (APPROX)
DEPT TO MAIN DECK	14'-0"
SHEER POSTS AT STEER	10'-0"
LOW POINT OF STEER AT STATION	10'-0"



APPROVED

**POINTS ISSUED**

NO.	NAME	DATE
1	Approved for Issue	10/20/43
2	Approved for Issue	10/20/43
3	Approved for Issue	10/20/43
4	Approved for Issue	10/20/43
5	Approved for Issue	10/20/43
6	Approved for Issue	10/20/43
7	Approved for Issue	10/20/43
8	Approved for Issue	10/20/43
9	Approved for Issue	10/20/43
10	Approved for Issue	10/20/43

**ALTERATIONS**

NO.	DESCRIPTION	DATE
1	Change in hull form	10/20/43
2	Change in hull form	10/20/43
3	Change in hull form	10/20/43
4	Change in hull form	10/20/43
5	Change in hull form	10/20/43
6	Change in hull form	10/20/43
7	Change in hull form	10/20/43
8	Change in hull form	10/20/43
9	Change in hull form	10/20/43
10	Change in hull form	10/20/43

12 MAR 1949

APPROVED BY U.S. MARITIME COMMISSION LETT. 4-6-48  
APPROVED BY U.S. MARITIME COMMISSION LETT. 9-7-48  
APPROVED BY U.S. MARITIME COMMISSION LETT. 8-19-48

U.S. MARITIME COMMISSION  
HULLS 899 900 901 902

MARINE MAINTENANCE CORP  
FOOT OF E. 21 ST. BAYONNE, N.J.  
HULLS - 1' 2' 3' 4'

APPROVED BY U.S. MARITIME COMMISSION LETT. 10-17-48  
APPROVED BY U.S. MARITIME COMMISSION LETT. 10-17-48  
APPROVED BY U.S. MARITIME COMMISSION LETT. 10-17-48

U.S. MARITIME COMMISSION  
DESIGN T1-M-AI

LANCASTER IRON WORKS  
LANCASTER, PA.  
HULLS NO. 201-204 INC.  
CONTRACT NO. MC-1748

MIDSHIP SECTION

O.C. CHAPMAN & COMPANY  
CONSULTING ENGINEERS & NAVAL ARCHITECTS  
328 CHESTNUT ST. PHILA. PA.


DRY DOCK SCALE IN HOURS DATE 10/20/43  
T. 10/20/43 CH. 10/20/43 D.S. 10/20/43  
APPROVED 10/20/43

MOIT3231H2 DIM 15-00



1

Midship/Section

S.M. Deekonk 

Montreal 12.3.19

RETAIN

RECORDS DEPT.  
LONDON.

2

img

12 MAR 1949



© 2020

Lloyd's Register  
Foundation

004084-004092-0069