


# S. S. "PATRIA"

LENGTH BETWEEN STEM AND STERN 382'-4 1/2" = 116.55 M.  
 EXTREME BREADTH IN THE FRAME 52'-6" = 16.00 M.  
 MOULDED DEPTH UP TO THE FIRST DECK 32'-9" 9.98 M.

SCALE = 1:200

TOTAL AREA OF THE CARGO HOLDS  
 GENERAL CARGO 376,900 CUB. FT.  
 GRAIN 403,700 " "  
 STORE AND PROVISION ROOM TOTAL 8,450 CUB. FT.  
 FIXED BUNKER TOTAL 516 TONS  
 WATER BALLAST INCLUDING DRINKING WATER T. 1257 LONG.





Christine Marie



Ex


N.W. Hedlund

SS. "HESPERUS" <sup>1A</sup>

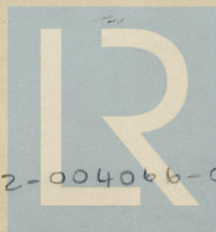
ex "PATRIA"

Sept 20130.

General Arrangement  
Plan.



RETAIN



© 2020

Lloyd's Register  
Foundation

004062-004066-0072