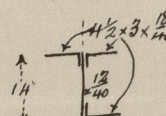
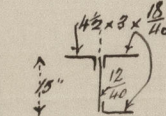
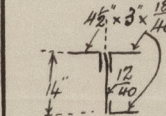


# THE BRITISH CORPORATION FOR THE SURVEY AND REGISTRY OF SHIPPING.

## PARTICULARS OF HATCH COAMINGS, WEBS, FORE AND AFTERS, &c.

S.S. "Kelbergen"

NUMBER OF HATCHWAY, counting from Forward,	1	2	on bridge <sup>3</sup> deck	4	5	on poop <sup>6</sup> deck
DIMENSIONS OF HATCHWAY,	27' x 18'	29'-3" x 18'	12'-6" x 16'	29'-3" x 18'	27' x 18'	12' x 10'
COAMINGS.	Height above Steel Deck,	3'-8"	4'-3"	2'-6"	3'-11"	3'-2"
	Wood Deck,					
	Thickness—					
	{ Sides,	$\frac{20}{40}$	$\frac{20}{40}$	$\frac{18}{40}$	$\frac{20}{40}$	$\frac{14}{40}$
	{ Ends,	$\frac{18}{40}$	$\frac{18}{40}$	$\frac{18}{40}$	$\frac{18}{40}$	$\frac{14}{40}$
HATCH BEAMS.	Number,	Five	Five	Two	Five	Five
	Spacing,	4'-6"	4'-10½"	4'-6"	Same as	Same as
	Scantling and Sketch,				No. 2 Hatchway	No. 1 Hatchway
	Bearing Surface of Carriers on Coaming,	Double Angles 3½" x 3" x 18/40	Double Angles 3½" x 3" x 18/40	Double Angles 3½" x 3" x 18/40		
FORE AND AFTERS	Number,					One
	Spacing,					5'-0"
	Unsupported Lengths,					3½" x 3½" x 16/40
	Scantlings,*	None	None	None	None	8 1/2 x 3 x 18/40
	Bearing Surface at Ends,					Double Angles 3" x 3" x 18/40
* If of wood, state if iron shod at ends, and give dimensions below Hatches						
HATCH COVERS	Thickness,	3"	3"	3"	3"	3"
	How Fitted,	Fore & Aft	F. & A.	F. & A.	F. & A.	Thwartships

\* Surveyors are to note that it is recommended that all wood Fore and Afters be iron shod.

The Nos 1, 2, 4 & 5 hatchway side coamings have a channel stiffener 9 x 3 x 3 x 20/40 fitted longitudinally, hatch rest 3" No 2 Hatchway has also two stiffeners fitted to the Deck each side

004049-004054-0065



Kelbergen

Hatch John

Spencer



© 2020

Lloyd's Register  
Foundation