


SECTION AT END OF CENTER
KEELSON ON NO. 11 FRAME

LOOKING AFT




N^o 799 SHIP.


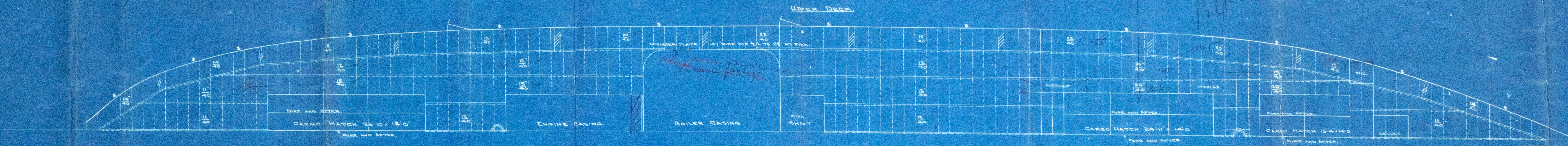
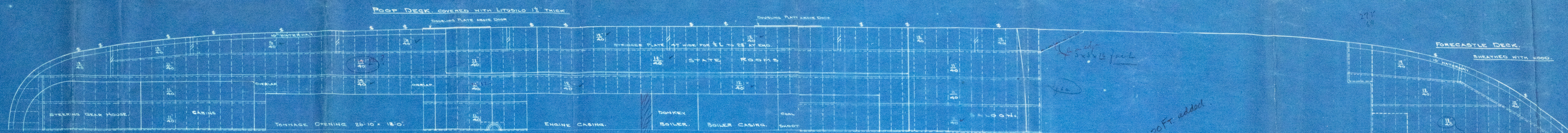
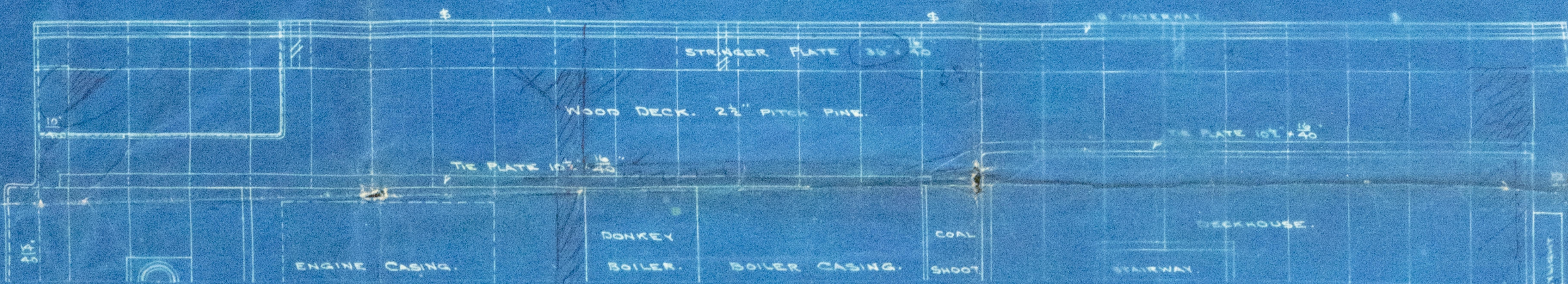

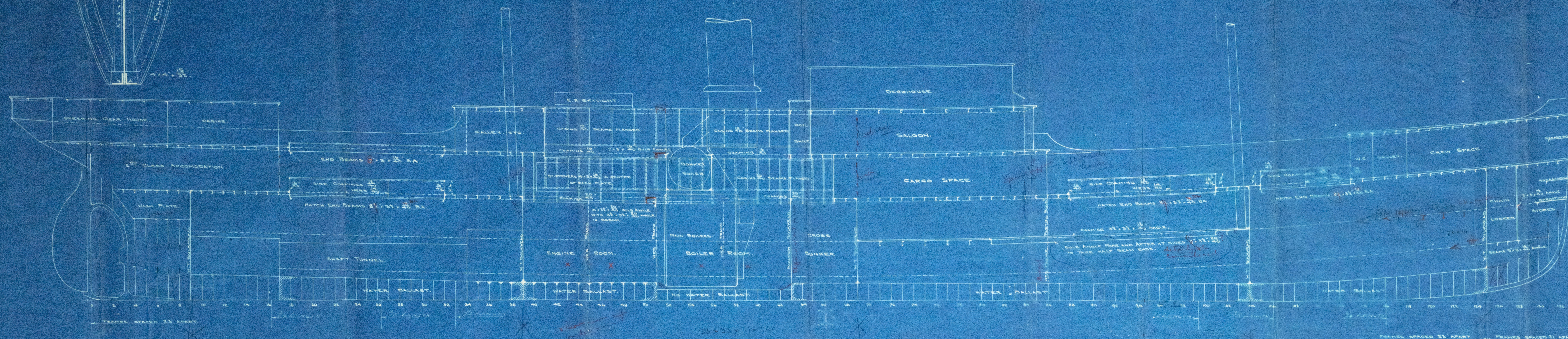
LONGITUDINAL SECTION AND DECK PLANS.

SCALE $\frac{1}{8}$ " = 1 FOOT.

PRINCIPAL DIMENSIONS 158' 0" x 35' 4" x 16' 10"



Approved
See Notes



115
101-7
12-3
2-1/4
11
9
13-3
269

12

PALMER'S No 299.

Profile Decks

S. S. RICHARD WELFORD

T.C. 22-5-1907

255 x 35-4½ x 16-10.

bolister

W 8

M/N Lewis Fraser

RETAIN

003937-003947-0230



© 2020

Lloyd's Register
Foundation