

OFFICE

DRAWING No 2.

STRUCTURAL SECTIONS.

YARD No 789.


DIMENSIONS: 133'0" B.P. x 26'0" MLD B x 14'0" MLD D.

CLASS 100 & A1 STEAM TRAWLER.

SCALE 1/2" = 1 FOOT

DATE SUBMITTED TO LLOYDS.

DATE APPROVED BY LLOYDS.



LLOYDS NUMERALS	
4 x 0	1862 00
0	14 00
4 x (8+0)	5320 00
8+0	40 00
4/0	9 50
4/0	5 11
4	12 58

EQUIPMENT	
1 STOCKLESS ANCHOR	8 1/4 CWT
1	7 1/2 CWT
1 RODGERS	3 1/2 CWT
120 RATHOMS OF 1/4" STUD LINK CABLE	EX STOCK
60 OF 6" HAWSE	ALTERNATIVELY 2-60 FTMS LENGTHS OF
60 OF 5" HAWSE	4 COMBINATION WIRE WITH BRIDGING
	STRENGTH OF NOT LESS THAN 8.3 TONS

COOK, WELTON & GEMMELL LTD

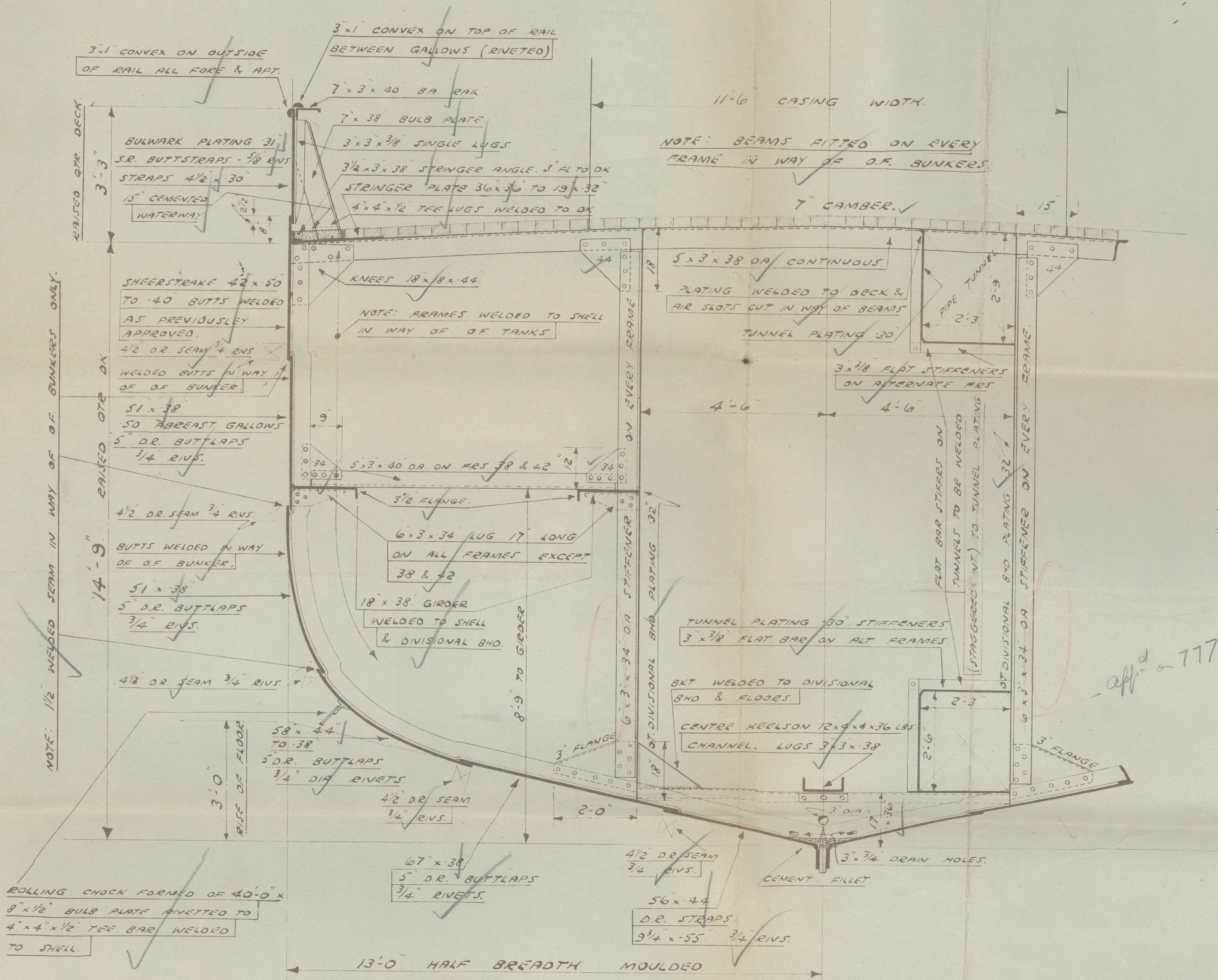
SHIPBUILDERS

BEVERLEY, YORKS.

State that Plans 32
of the Bunker Stiff 777
have been approved
by the Bunker Stiff 777


Similar to 777

LENGTH OF RAISED QUARTER DECK 72'10" x 9'.



MAIN SCANTLINGS

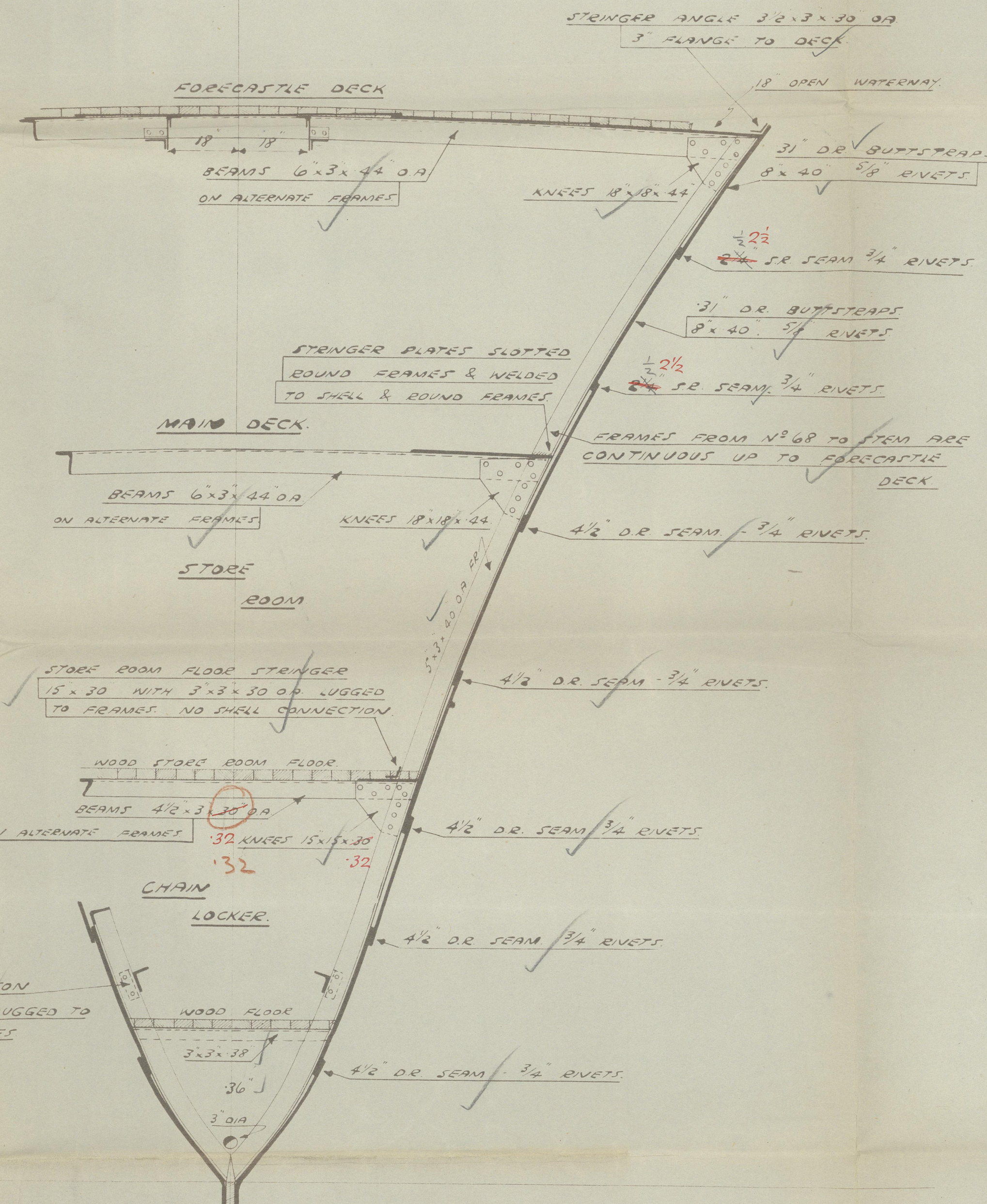
FRAMES 5'3" x 40" O.A. THROUGHOUT
SPACED 21" APART & AS PER PROFILE & DECKS PLAN
REVERSE FRAMES ON FLOOR TOWNS 3'3" x 30" O.A. DOUBLE IN ENGINE & BOILER ROOM
NO REVERSE FRAMES WHERE CONCRETE IS LAYED
STEEL FLOORS 17' x 36" INCREASED TO 40" IN BOILER SPACE
KEEL 8' x 2" MILD STEEL FLAT BAR
STEM 8' x 2" MILD STEEL FLAT BAR BELOW WATERLINE, WROUGHT
INTO PLATE STEM ABOVE - SEE SEPARATE DRAWING OF STEM
STEERN POST 6' x 3 1/2" - SEE SEPARATE DRAWING
BILLING THROUGHOUT AS PER PROFILE & TO SURVEYORS SATISFACTION



SECTION IN WAY OF MAIN DECK.

THE FISHROOM.

LOOKING FORD.



SECTION IN WAY OF FORECASTLE DK.

LOOKING FORD.

SHIPBUILDERS

COOK, NELTON & G

10

"MARGARET WICKS" ★

COOK, NELTON & GEMMELL LTD.

YARD NO 789

STRUCTURAL SECTIONS

003895-003905-0090

© 2020

Lloyd's Register
Foundation