

F.E.

Received by Chief Ship Surveyor

Received from Chief Ship Surveyor

VESSEL'S NAME Sc.Motor Vessel "SODALITY"

Rpt.

Brw. 2690  
Hul. No. 49292

The remarks of the Chief Ship Surveyor are desired on this case for the consideration of the Classing Committee.

("The endorsement to contain a succinct summary of any repairs that have been required and to show the cause or causes of such repairs, and also to bring out clearly any exceptional features in connection with the case, so that the Classing Committee may have all the salient points presented in the endorsement."—Extract from Sub-Committee's Report, 24/5/92.)

1st Long. No.	2743	Depth "d"	11.83' to U.Dk. 16.33' to Q.Dk.
2nd Long. No.	8388	Proportions = $\frac{L}{D}$	12.9' to U.Dk. 9.86 to Q.Dk.
Framing	Bulb angle frames as approved	Sheerstrake	As approved

This vessel was laid down at Workington in November, 1929, and launched in April, 1938 (See Special endorsement 2.3.38). The Hull Surveyors now report the vessel placed in dry dock and the Special Survey completed. On account of damage through collision while being towed from Workington to Goole, repairs to shell and deck plating, frames, beams and minor repairs have been carried out.

This vessel appears to have been built in accordance with the Rules and the approved plans, and it is submitted she is eligible to be classed **100A1**

1 Dk.


Cell.DB 114' 190t, FPT 52t.

FK, 3BH., pt.cem., Lloyd's A &amp; CP.

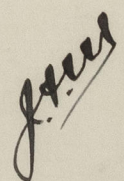
Q 116', B 11', F 23'

O.L.

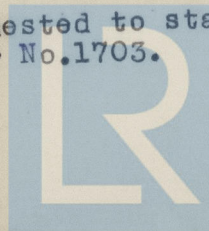
MACHY. AFT.



14.10.38



The HULL Surveyors should be requested to state the overall length in accordance with Circular No.1703.



Lloyd's Register  
Foundation

003712-003719-0015