

# LLOYDS NUMERALS.

1 <sup>ST</sup> N <sup>O</sup> L x D	=	16370.10
2 <sup>ND</sup> N <sup>O</sup> L x (B + D)	=	45745.10
4 <sup>th</sup> TO UPPER DECK.	=	13.49
4 <sup>th</sup> TO BRIDGE DECK.	=	10.72
d.	=	20.33

ERECTIONS 56½%

~~EQUIPMENT NUMBER.~~

HULL $L \times (B + D)$	=	45745.10
POOP $\frac{3}{4} (L \times 52.0 \times 8.0)$	=	312.00
BRIDGE $\frac{3}{4} (L \times 160' \times 9.0')$	=	1089.00
F'CLE $\frac{3}{4} (L \times 55' \times 8.0')$	=	330.00
SALOON $\frac{1}{2} (32' \times 8.0')$	=	128.00
HOUSES $\frac{1}{2} (100' \times 8.0')$	=	400.00
		48004.10

S. S. MACHARDA.  
MIDSHIP SECTION.

SCALE.  $\frac{1}{4}'' = 1 \text{ FOOT.}$

## DIMENSIONS.

LENGTH B.P. 470'-0" ON LLOYDS SUMMER LOAD LINE

LENGTH OVER CRUISER STERN. 488'-0".

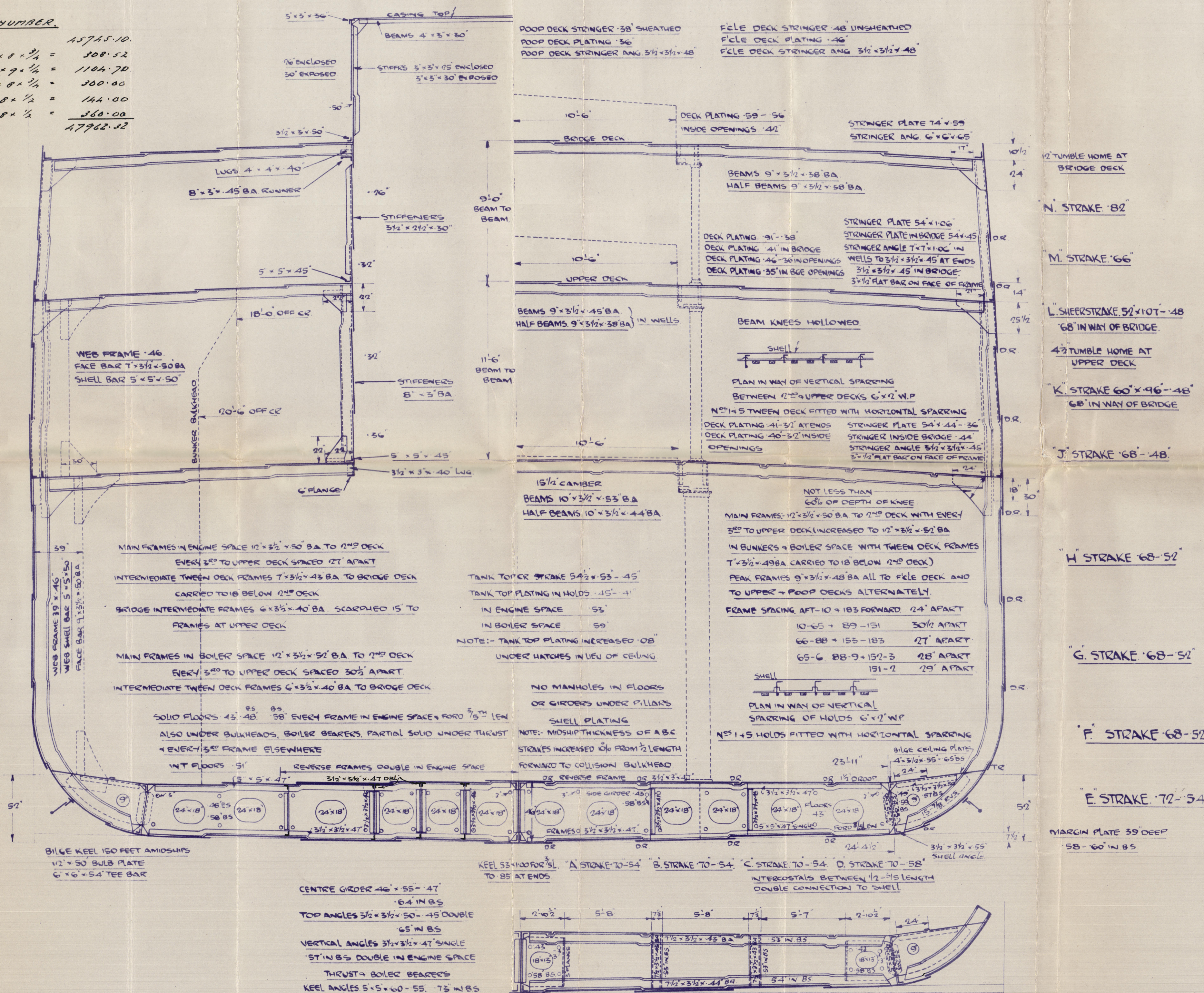
BREADTH MOULDED. 62'-6"

DEPTH MOULDED TO UPPER DECK. 34'-10"

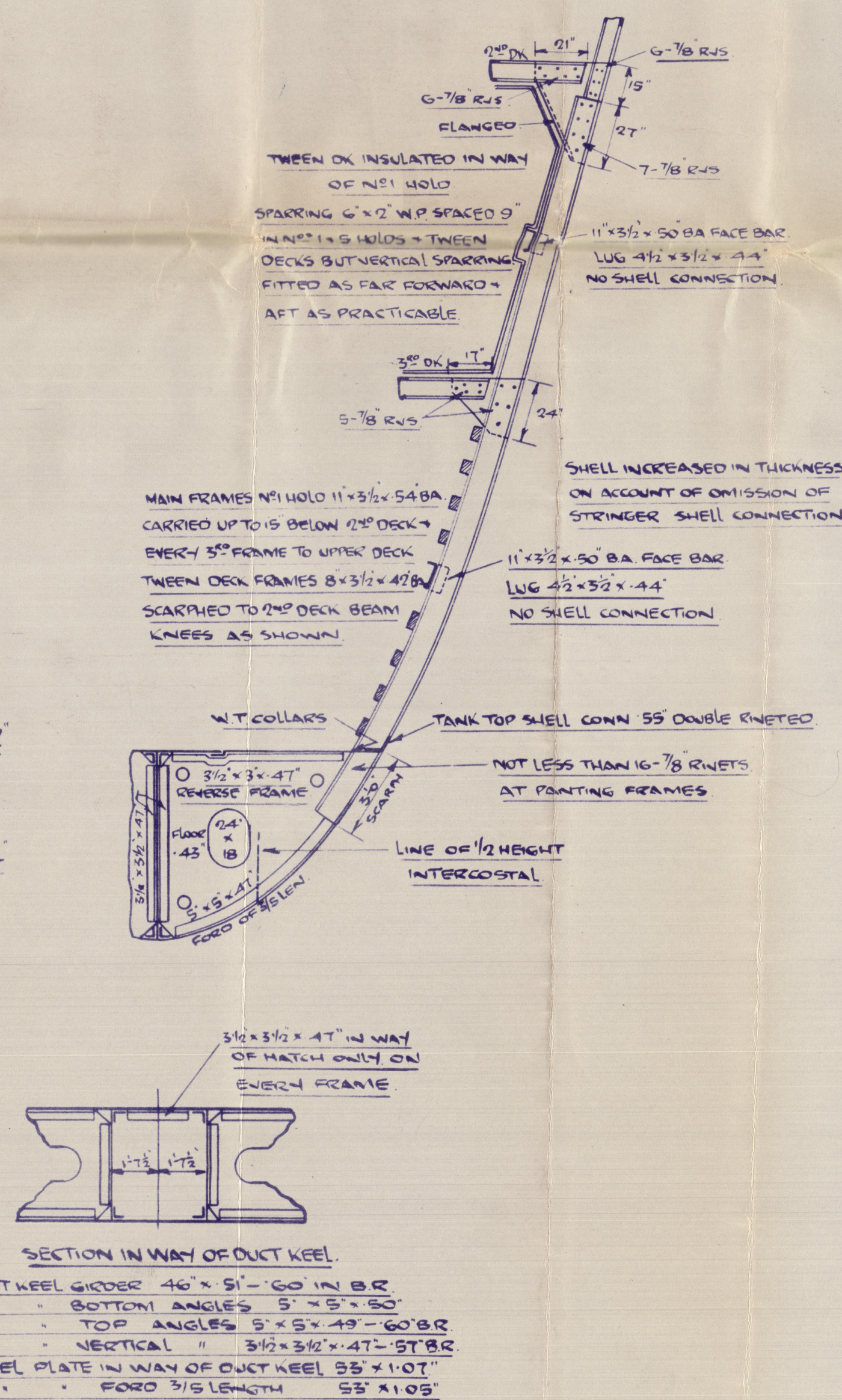
CLASS 100.A.1. AT LLOYDS.

EQUIPMENT.	
2. BOWER ANCHORS	85 1/2 CWTs. STOCKLESS) COLL. W.T.
1 BOWER ANCHOR	75 CWTs STOCKLESS) 124 1/2 CWTs
1 STREAM ANCHOR	75 CWTs.
310 FATHOMS	2 3/8 "JACO" STD CHAIN CABLE.
120 FATHOMS	5 1/4" STEEL WIRE.
130 FATHOMS	6" STEEL WIRE TOWLINE
1 @ 100 FATHOMS	8" MANILA ROPE HAWSER.
4 @ 120 FATHOMS	7" MANILA ROPE HAWSER.
2 @ 100 FATHOMS	3 1/4" STEEL WIRE ROPE

<u>EQUIPMENT NUMBER.</u>		
NULL	$2 \times (8 \times 10)$	15745.10
POOP	$51.42 \times 8 \times \frac{3}{4} =$	308.52
BRIDGE.	$163.66 \times 9 \times \frac{1}{2} =$	1104.70
FLEE.	$50 \times 8 \times \frac{1}{2} =$	200.00
SALOON HOUSE	$36 \times 8 \times \frac{1}{2} =$	144.00
SIDE HOUSES ETC.	$90 \times 8 \times \frac{1}{2} =$	360.00
		<u>47922.32</u>



## BRACKET FLOOR





Wm. Hamilton Esq.


N. 430.

Midship Section

as Buict

5/8 "MACHARDA"

Gr. 1<sup>st</sup> E. Rpt. W.



© 2020

Lloyd's Register  
Foundation

003698-003705-0262