

This is a detailed hand-drawn structural plan of a ship's hull section, likely for a fishing vessel. The plan shows the layout of various compartments and the structural members supporting them. Key features include:

- Galley:** Located at the bow (left), featuring a skylight and a skylight.
- Chart Room:** A rectangular compartment in the center.
- Bunkers:** Two large rectangular compartments, each 26" high.
- Fish Room:** A large compartment at the stern (right) with a floor height of 3' 9" and a depth of 4' 3".
- Structural Members:**
 - Stiffeners:** Various sizes and spacings are noted, such as 3" x 3" x 30", 5" x 3" x 34", and 12" x 3 1/2" x 50".
 - Stringers:** 5" x 4" x 40" plain angle.
 - Beams:** 4" x 3" x 30" and 5" x 3" x 30".
 - Welds:** 1/2" and 3/4" welds are indicated at various joints.
 - Angles:** 4" x 3" x 32 angle on top of W.T. flat with a 4" flange.
 - Plates:** 1/2" and 3/4" plates are used for various structural elements.
- Other Details:**
 - Companion:** A small compartment at the stern.
 - Side House:** A small structure at the very stern.
 - CEMENT:** A curved structure at the stern.
 - Dimensions:** Overall length is 62' 0", and overall width is 8' 3".

The drawing is a technical sketch with numerous annotations and dimensions, providing a comprehensive view of the ship's internal structure.

— SCALE $\frac{1}{4}" = \text{ONE FOOT.}$ —

ALEXS HALL & Co., LTD.
SHIPBUILDERS, ENGINEERS & BOILERMAKERS
ABERDEEN.



Lloyd's Register
Foundation

A Hall & Co. Ltd.
Nos 514, 15, 16 & 18.




Profile

514/ S.S. "P. Lannon"
Abn rep No 11448.

515/ S.S. "Robert Smith"
Abn rep No 11453.

516/ S.S. "W. Morrison"
Abn rep No 11466

518/ S.S. "Vale of Yruin"
Abn rep No 11496.



Lloyd's Register
Foundation