

Hand-drawn plan view of a boat deck. The drawing shows the layout of the deck with various structural elements and dimensions. Key features include:

- BEAMS** $4' \times 2 \frac{1}{2} \times 32'$ BEHIND CASING TOP $3 \times 2 \times 24'$
- SKYLIGHT** (a trapezoidal feature)
- CAPTAIN'S HOUSE** (a rectangular structure on the right)
- BOAT DECK** (labeled on the right side)
- WOOD DECK** $5 \times 2 \frac{1}{4}$ OREGON PINE (labeled at the bottom)
- Dimensions:**
 - Overall length: $4' \times 2 \frac{1}{2} \times 32'$
 - Beam width: $6' \times 24'$
 - Beam spacing: $4' \times 2 \frac{1}{2} \times 24'$
 - Beam spacing: $2' \times 2 \times 24'$
 - Deck width: $24'$, $23'$, $37'$, $41'$, $45'$, $49'$, $57'$, $61'$

PROFILE AND DECK-PLANS.

LENGTH OUTSIDE STEM AND STERNPOST--181-0'4

BREADTH MOULDED-----31'-0"

DEPTH MOULDED-----3'-6"

HEIGHT OF SUPPERSTRUCTURES-----7'-4"

SCALE $\frac{1}{8}'' = 1'$

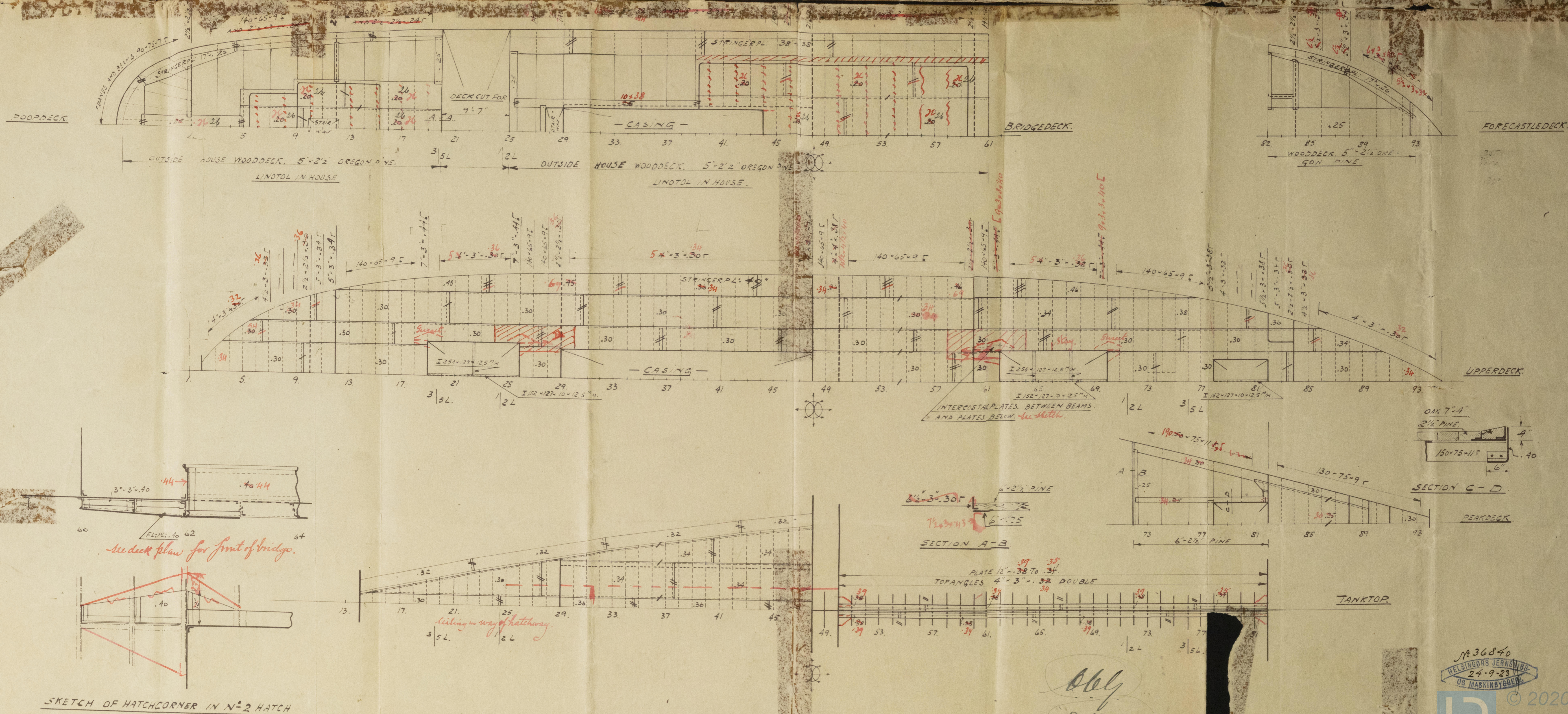

CLASS: LLOYDS + 100 A. I.

MATERIAL STEEL
TYPE: FULL SCANTLING VESSEL

TYPE: FULL SCANTLING VESSEL
WITH 75 PER CENT SUPERSTRUCTURES

SPEED IN KNOTS

These wondrous ranches
 steering giant supported
 to Luldyons satisfaction.



SKETCH OF HATCHCORNER IN N-2 HATCH

5-10-23

№ 36840
HELSINGØRS JERNVÆRKS-
24-9-23
OG MASKINBYGGERI.

Lloyd's Register
Foundation


0031 59-0030 70-0717

HELGINGØRS JERNSKIBS - 09

MASKINBYGGERI

Nº 1170

PROFILE & DECK PLANS



m/s { ODEENSE } Gpu. Rpt. No. 6954.



© 2020

Lloyd's Register
Foundation

003659-003670-0212