

LLOYD'S REGISTER OF SHIPPING

UNITED WITH THE BRITISH CORPORATION REGISTER

ALTERATIONS TO CONDITIONS OF ASSIGNMENT OF LOADLINES

Ship's Name S.S. "PARKWOOD"Official No. 160738Port of Registry MIDDLESBROUGHThis ship has been under survey at BLYTH

on 15th April 1955 and the following alterations to the conditions of assignment of loadlines have now been effected/found:—

Forecastle deck extended aft and extension sheathed with $2\frac{1}{2}$ " Oregon pine. Present forecastle bulkhead removed and new forecastle bulkhead fitted in position shown on sketch. Coaming & plating $25\frac{1}{2}$ " stiffeners $2\frac{1}{2} \times 2\frac{1}{2} \times 25$ and $3 \times 2\frac{1}{2} \times 50$ o.a. toe on spaced $28\frac{1}{2}$ " and $30\frac{1}{2}$ " apart $6 \times 3\frac{1}{2} \times 50$ B.A. stiffeners on $\frac{1}{2}$ ". Stiffeners welded to forecastle deck and to sloped hatch coaming at bottom.

Ring of openings 2 @ $4'-4" \times 2'-0"$ sill $18"$ $2"$ hardwood doors m.B.S.

Forecastle side plating extended aft p.t.s. to enclose new bulkhead.

Accom'd'n in fo'c'le removed and new accom'd'n fitted.

Existing sanitary discharges removed and shell plated over.

1- $4"$ diam (p) 1- $2"$ diam (p) and 1- $1\frac{1}{4}"$ diam (s) scuppers and sanitary discharges now fitted led overboard below freeboard deck and fitted with A.N.R. valves at ship's sides.

2- $8"$ diam side portholes removed and shell plated over.

6- $8"$ diam side portholes and 2- $12"$ diam side portholes now fitted strongly constructed of brass with mall. c.i. deadlights.

Hatch (to store) on freeboard deck removed and deck plated over.

new hatch (to store) on freeboard deck now fitted ring $2'-6" \times 2'-0"$ coaming $9"$ B.A. with $2\frac{1}{2}"$ w.p. covers, bearing surface $2\frac{1}{2}"$, cleats battens and 1 tarpaulin to rule requirements.

Escape hatch to hold forward no. 1 Hatch on freeboard deck (port) removed and deck plated over.

new escape hatch to hold forward no. 1 Hatch on freeboard deck (starboard) now fitted ring $2'-0" \times 1'-8\frac{1}{2}"$ coaming $31" \times 50"$ $2\frac{1}{2}"$ w.p. covers, bearing surface $2\frac{1}{2}"$, cleats battens and 2 tarpaulins to rule requirements.

1- $6"$ diam. ventilator on forecastle deck removed and deck plated over.

The following ventilators now fitted on forecastle deck:—

2- $8"$ diam coaming $36" \times 30"$ } fitted with wood plugs and
2- $12"$ diam. coaming $36" \times 32"$ } canvas covers.

Guard rails moved at aft end of forecastle deck to suit extension.

Platform at forward end no. 1 Hatch removed and re-arranged between hatch and new forecastle bulkhead.

Midship accom'd'n in Bridge space removed and new accom'd'n fitted.

The companion to new accom'd'n is within the deckhouse above Bridge deck the opening (port) $4'-6" \times 2'-0"$ sill $18"$ $2"$ hinged hardwood door m.B.S.

(Contd.)

A copy of this Report has been placed on board. *Sb.*

LLOYD'S REGISTER OF SHIPPING

UNITED WITH THE BRITISH CORPORATION REGISTER

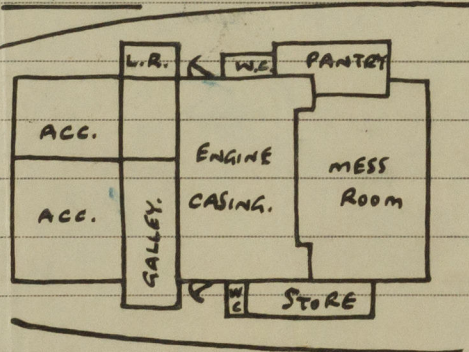
ALTERATIONS TO CONDITIONS OF ASSIGNMENT OF LOADLINES

Ship's Name S.S. "PARKWOOD"Official No. 160738Port of Registry MIDDOLES BROUGHThis ship has been under survey at BLYTH

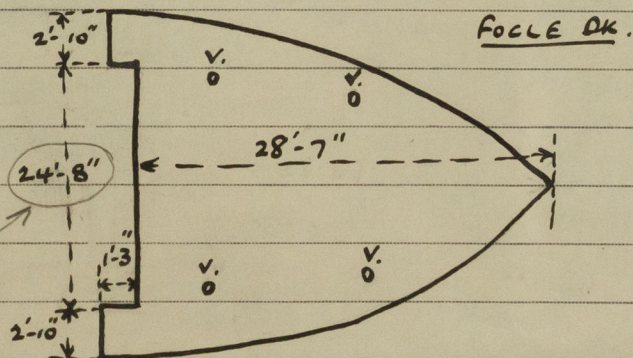
on 15th April 1955 and the following alterations to the conditions of assignment of loadlines have now been effected/~~found~~:-

original entrance door removed and deckhouse ^{opening} plated over. ✓
 1-4" diam and 1-2" diam discharges removed and shell plated over. ✓
 1-4" diam - 1-2" diam - 1-1½" diam pumps and sanitary discharges (port) from acc'dn in Bridge space discharging above freeboard deck fitted with A.N.R. valves at ship's side. ✓
 new deckhouse fitted on casing top frames 15-19 - 12' wide - plating sides and ends .25". Stiffeners 2½" x 2½" x 5/16" O.A. 24"-28½" apart. Bkts at top welded at btm. ✓
 Existing coal shoot to side bunkers cut away and side bunkers closed off. ✓
 new deck built from about frames 14 to 19 at R.Q. Deck level enclosed by .25" bulkheads Stiffs 2½" x 2½" x 5/16" O.A. - 27"/30" apart - bracketed at top. ✓
 Coal bunker hatch removed and casing top plated over. ✓
 Casing sides part cut away and extensions built on for lamp room, W.C. and store (port) and galley W.C. and pantry (starboard) ✓
 8" diam and 10" diam side portholes strongly constructed of brass fitted. ✓
 Trimming hatches (p. 15.) on R.Q. Deck removed and openings plated over. ✓
 Engine Room skylight modified and attached to new deckhouse on Casing Top. ✓
 1-4" diam - 1-2" diam - 1-1½" diam discharges removed and openings plated over. ✓
 1-4" diam (p. 15.) - 2-2" diam (starboard) and 1-2" diam (port) sanitary discharges and pumps now fitted from accommodation above R.Q. Deck led on board below R.Q. Deck and fitted with A.N.R. valves at ship's sides. ✓

R.Q. DECK



does not tally with dimensions below.



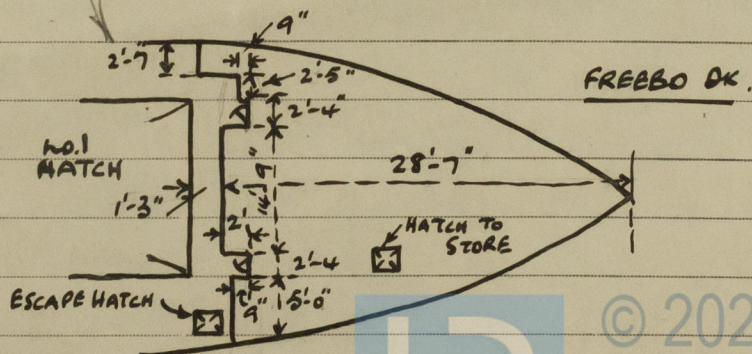
additional vents fitted on casing top:-

1-6" diam coaming 36 x 30

1-8" diam coaming 36 x 30

1-6" diam gooseneck 36" high

all fitted with wood plugs & canvas covers.



A copy of this Report has been placed on board.