

CARGO CAPACITIES

COMPARTMENT		FRAMES	LENGTH	CAPACITY (INCL. HATCHES.)				CENTRES OF GRAVITY		CENTRES OF GRAVITY	
				GRAIN		BALES		ABOVE BASE		FOR APP.	
				CUBIC FEET	CUBIC METR.	CUBIC FEET	CUBIC METR.	IN FEET	IN METRES	IN FEET	IN METRES
N ^o 1	HOLD	141-169	63'-7"	56507	1600	52552	1488	17'-5"	5.31	376'-9 3/4"	114.85
N ^o 2	"	93-141	122'-0 5/8"	175985	4983	163658	4634	16'-4 7/8"	5.	288'-7"	87.96
N ^o 3	"	40-63	58'-5 13/16"	78717	2229	74056	2097	17'-1 1/2"	5.22	123'-3 1/8"	37.57
N ^o 4	"	15-40	63'-6 13/16"	56670	1548	50253	1423	18'-11 9/16"	5.78	67'-3 1/2"	20.51
DEEPTANK	SB	80-93	30'-0 7/8"	22672	642	21401	606	16'-7 3/8"	5.07	211'-9 3/4"	64.56
"	" PS	80-93	30'-0 11/16"	22850	647	21577	611	16'-2 1/2"	4.94	211'-9 3/4"	64.56
TOTAL HOLDS DEEPTANKS				411401	11649	383497	10859				
N ^o 1	TWEENDECK	141-169	63'-7"	37295	1056	34681	982	36'-3"	11.05	379'-10"	115.77
N ^o 2	" "	113-141	70'-11 1/2"	43340	1227	40297	1141	34'-7 1/2"	10.56	316'-6 3/8"	96.49
N ^o 3	" "	82-113	77'-7"	37577	1064	34964	990	33'-9 1/2"	10.30	236'-7 3/4"	72.13
CASING SIDE		62-82	50'-4 3/16"	5297	150	5015	142	32'-8 1/8"	9.96	175'-8 3/16"	53.55
"	"	62-82	50'-4 3/16"	8299	235	7840	222	33'-0 1/4"	10.06	178'-0 5/16"	54.26
N ^o 4	TWEENDECK.	40-62	55'-11 1/2"	32278	914	30053	851	34'-3 3/16"	10.45	121'-2 3/4"	36.95
N ^o 5	" "	15-40	63'-6 13/16"	37469	1061	35033	992	35'-2"	10.72	62'-3 3/8"	18.98
TOTAL HOLDS DEEPTANKS, TWEENDECK'S.				612956	17356	571380	16179				
SPECIAL CARGO SPACE.		4-12	16'-0 1/8"	7593	215	6886	195	35'-11 15/16"	10.97	16'-4 1/16"	4.98
TONNAGE WELL		12-15	6'-0"	2931	83	2719	77	35'-8"	10.87	27'-4 3/4"	8.35
TOTAL CAPACITY.				623480	17654	580985	16451				

GRAIN CAPACITIES ARE MEASURED TO SHELL TANKTOP AND DECKS
BALES CAPACITIES ARE MEASURED TO INSIDE OF CARGO BATTENS.
TANKTOP AND UNDERSIDE OF BEAMS.

CAPACITIES OF TANKS

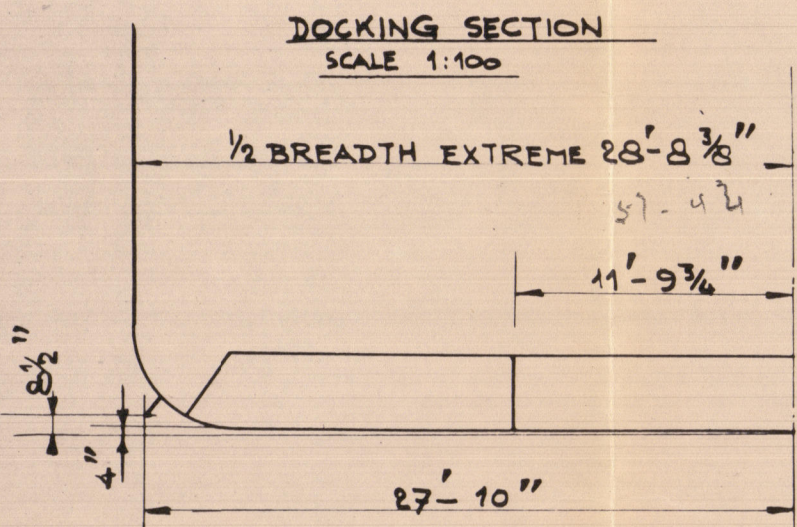
COMPARTMENT.	FRAMES	LENGTH	WATERBALL.		DRINKINGW.		FEEDW.		WASHINGW.		FRESH		HEAVY OIL		DIESEL OIL		EDIBLE OIL		CENTRES OF GRAV. ABOVE BASE		CENTRES OF GRAV. FOR APP.	
			TONS AT 35C.FT.	M3	TONS AT 36C.FT.	M3	TONS AT 36C.FT.	M3	TONS AT 36C.FT.	M3	TONS AT 36C.FT.	M3	TONS AT 38C.FT.	M3	TONS AT 39C.FT.	M3			IN FEET	IN METRES	IN FEET	IN METRES
Nº. 1 TANK	141-169	63'- 7 1/4"	105.5	104.53															1'- 11 7/8"	0.607	37'- 6 1/8"	114.15
Nº. 2 " P.S.	116-141	63'- 6 3/4"	131.5	130.35															1'- 9 3/4"	0.553	316'- 5"	96.44
Nº. 2 " S.B.	116-141	63'- 6 3/4"	131.5	130.35															1'- 9 3/4"	0.553	316'- 5"	96.44
Nº. 3 " P.S.	94-116	55'- 11 1/4"											123.5	122.9					1'- 9 1/8"	0.536	258'- 10 3/8"	78.9
Nº. 3 " S.B.	94-116	55'- 11 1/4"											123.5	122.9					1'- 9 1/8"	0.536	258'- 10 3/8"	78.9
Nº. 4 " P.S.	79-92	33'- 0 1/4"							79.85	81.40									1'- 9 1/2"	0.547	209'- 1 1/16"	63.73
Nº. 4 " S.B.	79-92	33'- 0 1/4"							79.85	81.40									1'- 9 1/2"	0.547	209'- 1 1/16"	63.73
Nº. 5 "	63-78	38'- 1 1/4"											59.7	64.25					1'- 10 1/4"	0.565	171'- 8 1/4"	52.33
Nº. 6 "	68-78	25'- 5 1/8"											42.5	45.70					1'- 10 3/8"	0.569	177'- 9 1/8"	54.18
Nº. 7 "	64-67	7'- 7 1/2"									11.62	11.85							1'- 9 3/8"	0.550	158'- 6 3/8"	48.33
Nº. 8 " P.S.	44-63	48'- 3 3/4"											88.8	95.5					1'- 9 3/4"	0.553	129'- 6"	39.47
Nº. 8 " S.B.	44-63	48'- 3 3/4"											88.8	95.5					1'- 9 3/4"	0.553	129'- 6"	39.47
Nº. 9 "	17-43	66'- 1 5/8"																	1'- 9 3/4"	0.553	75'- 10 1/2"	23.12
TOTAL DOUBLE BOTTOM			368.5	365.23					109.3	111.40	159.70	162.80	11.62	11.85	526.8	566.75						
DRINKINGW. TANK S.B.						14.7	15												33'- 0 1/16"	10.06	169'- 6 1/4"	51.67
" " P.S.						14.7	15												33'- 0 1/16"	10.06	169'- 6 1/4"	51.67
FORE PEAK	169 STEM	28'- 6"	173.3	171.77															22'- 5"	6.83	422'- 4 1/2"	128.74
AFTER PEAK	4-15	22'- 0 3/8"	184.1	182.50															22'- 2 1/8"	6.78	20'- 6 1/8"	6.25
UPPER AFTERPEAK	4-STEM	23'- 2 1/8"	79.7	79.00															28'- 9 1/8"	8.78	0'- 0 3/8"	0.01
DEEPTANK P.S.	80-93	30'- 0 7/8"	657.8	652.8															16'- 2 1/16"	4.93	211'- 9 3/4"	64.56
" " S.B.	80-93	30'- 0 1/8"	652.8	647.8															16'- 6 13/16"	5.05	211'- 10 1/2"	64.58
SIDE BUNKER P.S. FORE	74-79	12'- 8 1/8"											57.8	63.88					15'- 11 1/16"	4.862	186'- 4 5/8"	56.81
SIDE BUNKER P.S. AFT	68-74	15'- 3 1/8"											69.4	76.60					15'- 11 1/16"	4.862	172'- 4 7/8"	52.55
SIDE BUNKER S.B.	68-79	27'- 11 5/8"											98.9	106.4					15'- 11"	4.85	176'- 8 1/8"	53.87
SETTLINGTANKS	73-79	15'- 3 1/8"											28.8	30.95					16'- 10 3/4"	5.15	185'- 11 1/8"	56.43
TOTAL CAPACITY			2116.2	2097.5	29.4	30			109.3	111.40	159.70	162.80	11.62	11.85	654.5	704.1	127.20	140.48				

X. CARGO OR WATERBALLAST OR EDIBLE OIL

PORT OF REGISTRY	BALE
REGISTERED DIMENSIONS	446'-7" x 57'-6" x 25'-7"
UNDER DECK TONNAGE	4670.65 RT.
GROSS TONNAGE	5363.86 RT.
NETT TONNAGE	3087.61 RT.

DEADWEIGHTSCALE.

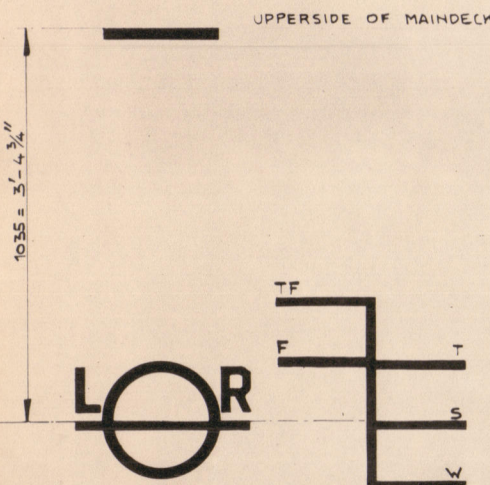
SALT WATER.	DEADWEIGHT	FEET.	METRES.	FRESHWATER.	DEADWEIGHT
15000	11500	XXVII	82	11500	14500
14500	11000	XXVI	80	11000	14000
14000	10500	XXV	78	10500	13500
13500	10000	XXIV	76	10000	13000
13000	9500	XXIII	74	9500	12500
12500	9000	XXII	72	9000	12000
12000	8500	XXI	70	8500	11500
11500	8000	XX	68	8000	11000
11000	7500	XIX	66	7500	10500
10500	7000	XX	64	7000	10000
10000	6500	XX	62	6500	9500
9500	6000	XIX	60	6000	9000
9000	5500	XVIII	58	5500	8500
8500	5000	XVII	56	5000	8000
8000	4500	XVI	54	4500	7500
7500	4000	XV	52	4000	7000
7000	3500	XIV	50	3500	6500
6500	3000	XIII	48	3000	6000
6000	2500	XII	46	2500	5500
5500	2000	XI	44	2000	5000
5000	1500	X	42	1500	4500
4500	1000	IX	40	1000	4000
4000	500	VIII	38	500	3500
3500	0	VII	36	0	3000
3000	0	VI	34	0	2500
2500	0	V	32	0	2000
2000	0	IV	30	0	1500
1500	0	III	28	0	1000
1000	0	II	26	0	500
500	0	I	24	0	0
0	0	0	22	0	0
0	0	0	20	0	0
0	0	0	18	0	0
0	0	0	16	0	0
0	0	0	14	0	0
0	0	0	12	0	0
0	0	0	10	0	0
0	0	0	8	0	0
0	0	0	6	0	0
0	0	0	4	0	0
0	0	0	2	0	0
0	0	0	0	0	0



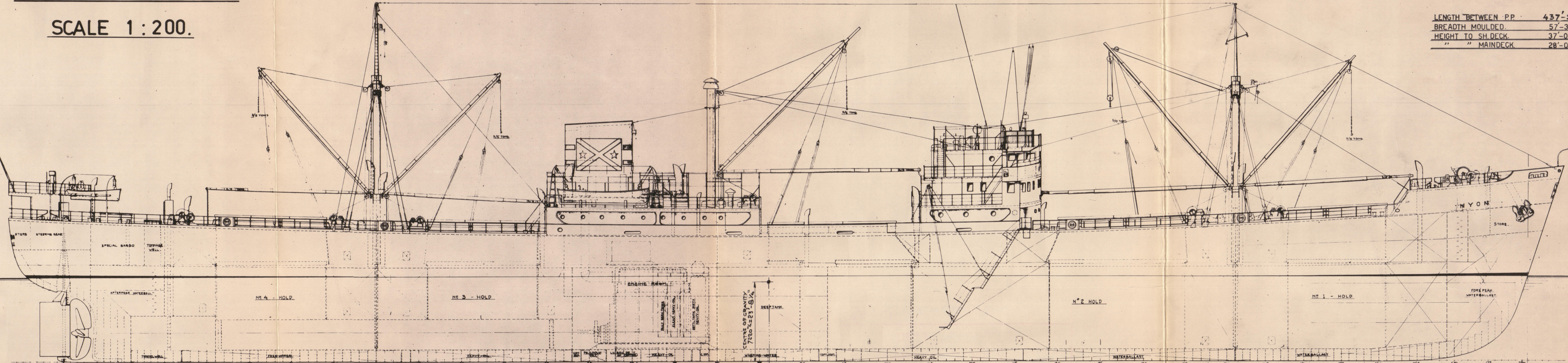
MS... NYON.

CAPACITY PLAN

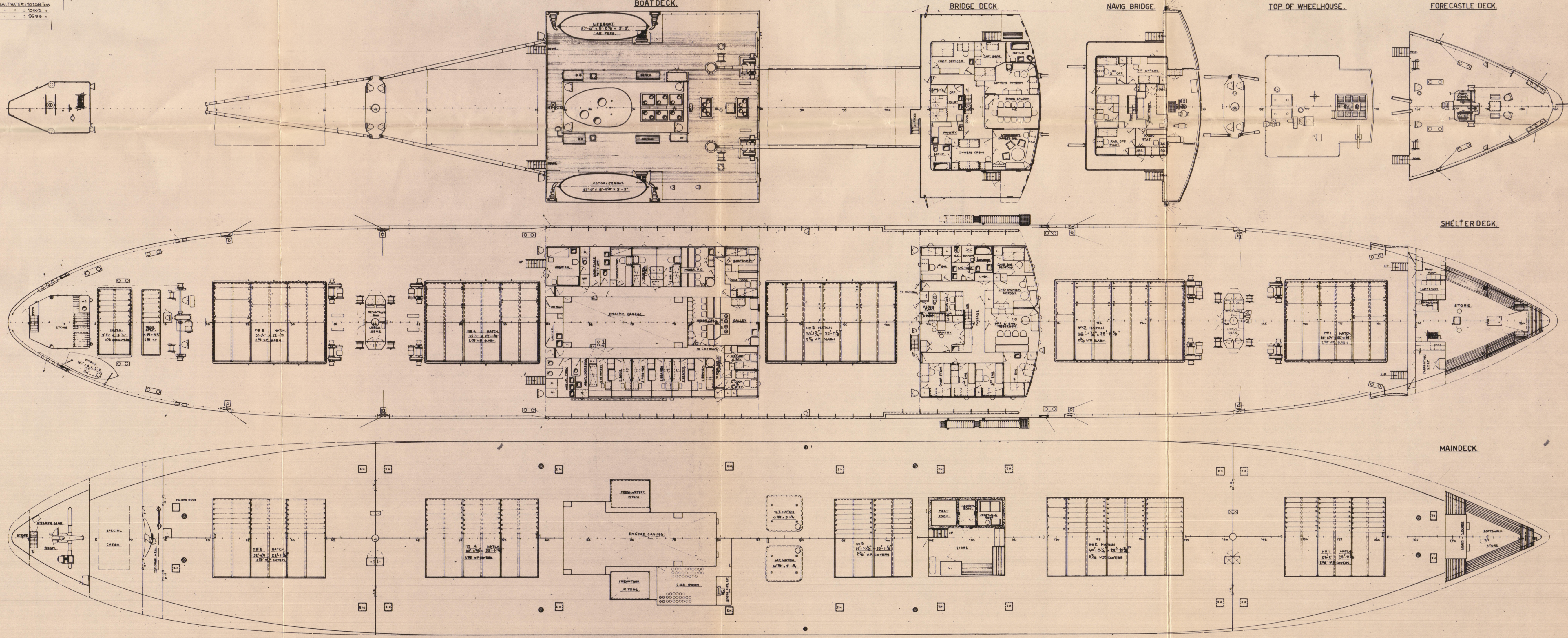
SCALE 1:200.



DRAUGHT AT T. MARK = 76'0" x 35' 1/2"
T = 76'0" x 35' 1/2" DEADWEIGHT IN SALT WATER 12000 RT.
T = 76'0" x 35' 1/2" DEADWEIGHT IN SALT WATER 12000 RT.
T = 76'0" x 35' 1/2" DEADWEIGHT IN SALT WATER 12000 RT.



LENGTH BETWEEN PP 437'-3 1/2"
BREADTH MOULDED 57'-3 1/2"
HEIGHT TO SH. DECK 37'-0"
" " MAINDECK 28'-0"



3/MS " NYON.	
TO ACCOMPANY	Ret. Rpt. No 47734
Dated 20/7/59.	
SUBJECT:- Capacity Plan.	



© 2020

Lloyd's Register
Foundation

003605-003610-0201