

Approved *[Signature]*
16 (10) 29

CN^o

25/10/144

$\begin{array}{r} 246 \times 36 \times 7 \times 75 = 1129 \\ \quad \quad \quad \downarrow 100 \end{array}$

$\begin{array}{r} 189 \times 36 \times 733 \times 50 = 249 \\ \quad \quad \quad \downarrow 100 \end{array}$

$\begin{array}{r} 38 \times 29 \times 718 \times 375 = 31 \\ \quad \quad \quad \downarrow 100 \end{array}$

1409.

FRAMING:

FRAMES SPACED 24" APART ALL FIBRE & ART. ✓

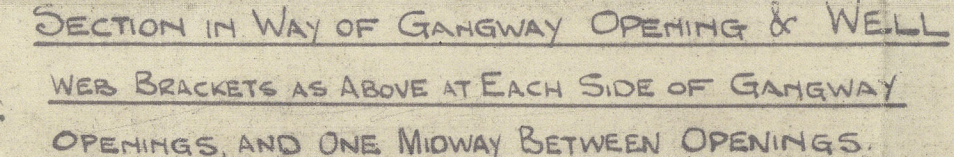


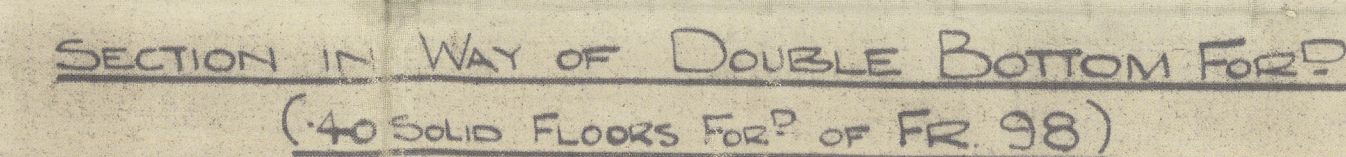
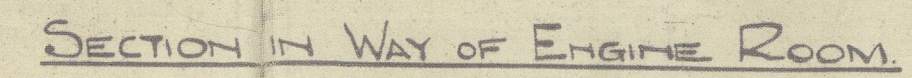

FRAMES IN HOLD 5/2"x3" 38 B.A. TO UPPER & GEORGE DECK. ALTERNATELY ✓

" " ER 7"x3" 42 B.A. " " " " ✓

" " BR 7"x3" 50 B.A. " " " " ✓

" " AT ENDS 5/2"x3" 38 B.A. TO PROP & FORECASTLE DECKS ON EVERY FRAME ✓

RIVETING:
 BUTTS OF UPPER Dk. STRINGER PLATE 4R OVERLAPS FOR 1/2 LENGTH AND IN WELL FOR 3R AT ENDS.
 BUTTS OF ALL OTHER STRINGER PLATES & TIE PLATES 2R OVERLAPS (BRIDGE Dk. STRINGER 3R FOR 1/2 L. DECK PLATING 2R OVERLAPS FOR 3/4 L. 1R OVERLAPS AT ENDS.)
 SHEERSTRAKE 4R STRAPS FOR 1/2 L. & IN WELL. 3R STRAPS TO 2R OVERLAPS AT ENDS.
 E. STRAKE 3R STRAPS TO 2R OVERLAPS AT ENDS.
 REMAINDER OF SHELL PLATING 3R OVERLAPS TO 2R AT ENDS.
 SUPERSTRUCTURE SIDE PLATING 3R TO 2R OVERLAPS.
 3/4 RIVETS THRU. FRAME & SHELL ALL FOR & AFT.



SS N° 415
MIDSHIP SECTION
SCALE 1/2" = 1 FOOT

MOULDED DIMENSIONS: 246-0 BP x 36-0 B MLD. x 17-0 D MLD.

CLASSED B.S * BRITISH CORPORATION

LOAD DRAFT 15-9 MLD.



Midship Section.

Rulsa S.B. Co.

No. 415.

S. L. 27/11/20.

16-10-20.

$\frac{3}{5}$ "ORCHY"

18, 19, 21



© 2020

Lloyd's Register
Foundation

003599-003604-0135