

Lloyd's Register of Shipping.

SURVEYS FOR FREEBOARD.

Computation of Freeboard for Steamer, Sailing Ship, Tanker
having POOP BRIDGE AND FORECASTLE

Port of Survey LONDON

Date of Survey 2nd JUNE

Name of Surveyor G. Scullebury

Particulars of Classification 100 A.1.

Ship's Name **ULMUS**
RAKOCZI FERENC

Nationality and Port of Registry HUNGARIAN BUDAPEST

Official Number 148764

Gross Tonnage 2697

Date of Build 1926

Moulded Dimensions: Length 312.04 Breadth 46.92 Depth 23.40

Moulded displacement at moulded draught = 85 per cent. of moulded depth 6430 tons

Coefficient of fineness for use with Tables .773 assumed

Depth for Freeboard (D)	Depth correction	Round of Beam correction
Moulded depth ... 23.40	(a) Where D is greater than Table depth (D - Table depth) R = (23.43 - 20.80) 2.400 = +6.31	Moulded Breadth (B) 46.92
Stringer plate03	(b) Where D is less than Table depth (if allowed) (Table depth - D) R =	Standard Round of Beam = $\frac{B \times 12}{50} = 11.25$
Sheathing on exposed deck $T \left(\frac{L-S}{L} \right) =$	If restricted by superstructures	Ship's Round of Beam = 11.2
Depth for Freeboard (D) = 23.43		Difference .25
		Restricted to
		Correction = $\frac{\text{Diff}^e}{4} \times \left(1 - \frac{S_1}{L} \right) = \frac{.25}{4} \times .5098 = -.03$

DEDUCTION FOR SUPERSTRUCTURES.

	Mean Covered Length (S)	Equivalent Enclosed Length (S ₁)	Height	Height Correction	Effective Length (E)	
Poep enclosed ...	29.2	29.17	6.9	-	29.17	Standard Height of Superstructure 6.62
" overhang ...						" " R.Q.D.
R.Q.D. enclosed ...						Deduction for complete superstructure 36.13
" overhang ...						Percentage covered $\frac{S}{L} = 49.04$
Bridge enclosed ...	92.6	92.50	7.0	-	92.50	" " $\frac{S_1}{L} = 49.02$
" overhang aft ...						" " $\frac{E}{L} = 49.02$
" overhang forward ...						Percentage from Table, Line A. (corrected for absence of forecastle (if required))
Fore enclosed ...	31.4	31.20	7.0	-	31.20	Percentage from Table, Line B. (corrected for absence of forecastle (if required)) 31.17
" overhang06	+2.2		.06	Interpolation for bridge less than 2L (if required)
Trunk aft ...						Deduction = 36.13 x 31.17 = -11.26
" forward ...						
Tonnage opening aft ...						
" forward ...						
Total ...	153.00	152.93			152.93	

SHEER CORRECTION.

Station	Standard Ordinate	S	Product	Actual Ordinate	Effective Ordinate	S	Product	
A.P. ...	41.20	1	41.20	48.00	48.00	1	48.00	Mean actual sheer aft = Excess
1/4 L from A.P. ...	18.33	4	73.32	20.93	20.93	4	83.72	Mean actual sheer forward = Excess
2/4 L " ...	4.53	2	9.06	5.23	5.23	2	10.46	Mean standard sheer forward
Amidships ...		4				4		Length of enclosed superstructure forward of amidships = .137L
3/4 L from F.P. ...	9.06	2	18.12	10.42	10.42	2	20.84	" " aft of " = .159L
1/4 L " ...	36.67	4	146.68	41.67	41.67	4	166.68	
F.P. ...	82.40	1	82.40	91.00	91.00	1	91.00	
Total ...			370.78				420.70	

Correction = $\frac{\text{Difference between sums of products}}{18} \left(.75 - \frac{S}{2L} \right) = \frac{49.92}{18} \left(.75 - .2452 \right) = -1.40$

If limited on account of midship superstructure.



If limited to maximum allowance of 1 1/2 ins. per 100 ft.

Deduction for Tropical Freeboard.	Deduction for Fresh Water.	TABULAR FREEBOARD corrected for Flush Deck (if required)
Addition for Winter and Winter North Atlantic Freeboard.	Displacement in salt water at summer load water line	Correction for coefficient $\frac{.773 + 680}{1.36} = 1.453$
Depth to Freeboard Deck = 23.43	Δ =	Depth Correction ... 6.31
Summer freeboard = 3.60	Tons per inch immersion at summer load water line	Deduction for superstructures ... 11.26
Moulded draught (d) = 19.83	T =	Sheer correction ... 1.40
Deduction for Tropical freeboard and addition for Winter freeboard = $\frac{d}{4}$ inches = 4.96 5"	Deduction = $\frac{\Delta}{40 T}$ inches = 5"	Round of Beam correction03
Addition for Winter North Atlantic Freeboard (if required) =		Correction for Thickness of Deck amidships ...
		Other corrections, scantlings, etc. ...
		Summer Freeboard = 43.19

SUMMER FREEBOARD amidships from Centre of Disc to top of Deck Line, Wood, Steel, Deck:—

Tropical Fresh Water Line above Centre of Disc ...	Tropical Fresh Water Freeboard ...
Fresh Water Line " " ...	Fresh Water " " ...
Tropical Line " " ...	Tropical " " ...
Winter Line below " " ...	Winter " " ...
Winter North Atlantic Line " " ...	Winter North Atlantic " " ...

PARTICULARS OF PROTECTION TO OPENINGS, ETC.

HATCHWAYS ON FREEBOARD AND SUPERSTRUCTURE DECKS										
Description of Hatchway				Nº 1	Nº 2	Nº 3	Nº 4	BRIDGE DECK	on Bridge	
Dimensions of Hatchway				24.9 X 17.0	27.6 X 17.0	27.6 X 17.0	22.6 X 17.0	10.0 X 17.0	10.0 X 17.0	
COAMINGS	{	Height above Deck	30" ✓	30" ✓	30" ✓	30" ✓	30" ✓	9" ✓	
		Thickness ...	Sides44 ✓	.44 ✓	.44 ✓	.44 ✓	.44 ✓	.44 ✓	
			Ends44 ✓	.44 ✓	.44 ✓	.44 ✓	.44 ✓	.44 ✓	
		Stiffeners	4x5x40 D.A.	as Nº 1	as Nº 1	as Nº 1	as Nº 1	as Nº 1	
		Brackets, Stays	28 lbs each	STAYS	STAYS	STAYS	STAYS		
				2 side 2 1/2 dia						
HATCH BEAMS	{	Number	4 ✓	5 ✓	5 ✓	4 ✓	1 ✓	1 ✓	
		Spacing	5.0 ✓	4.7 ✓	4.7 ✓	4.6 ✓	5.0 ✓	5.0 ✓	
		Scantling and Sketch	15" x 3.5" ✓	14 7/8" x 3.4 ✓	14 1/4" x 3.4 ✓	14" x 3.4 ✓	12" x 3.2 ✓	15" x 3.2 ✓	
					AS Nº 1 ✓	AS Nº 1 ✓	AS Nº 1 ✓	AS Nº 1 ✓		
		Bearing Surface	3" ✓	3" ✓	3" ✓	3" ✓	3" ✓	3" ✓	
FORE AND AFTERS	{	Number							
		Spacing							
		Unsupported Lengths							
		Scantling* and Sketch							
		Bearing Surface							
HATCH COVERS	{	Material	PINB.					PINB.	
		Thickness	2 1/2 ✓					2 1/2 ✓	
		How fitted	F 9 A ✓	AS Nº 1 ✓	AS Nº 1 ✓	AS Nº 1 ✓	AS Nº 1 ✓	F 9 A ✓	
		Bearing Surface	3" ✓					3" ✓	
Spacing of Cleats				24" ✓	AS Nº 1 ✓	AS Nº 1 ✓	AS Nº 1 ✓	AS Nº 1 ✓	23" ✓	
Number of Tarpaulins				3 ✓	AS Nº 1 ✓	AS Nº 1 ✓	AS Nº 1 ✓	AS Nº 1 ✓	1 ✓	

*Are wood fore and afters steel shod at all bearing surfaces ?

Are battens and wedges efficient and in good condition ?

Are tarpaulins in good condition and in accordance with rule requirements ?

Are lashings provided in accordance with rule requirements ?

YES -

YES -

YES -

YES -

Particulars of fiddley, funnel and ventilator coamings :—

Stakehold grating - covered by strong steel hinged cover.

Fidley and vents in efficient condition. Engine Room Drylight of steel strongly constructed.

Particulars of Flush Bunker Scuttles:—

None ✓

Particulars of Companionways :—

None.

Particulars of Ventilators in exposed positions on freeboard and superstructure decks :—

5 Vents on Forecastle Deck. 6" dia. coaming 20" x .24 to Forecassles.

5 " - Fore Well " 12" " " 26' x 34" " holds

1	"	"	Bridge	"	16	"	"	2 1/2" x 34	"	Bunker
---	---	---	--------	---	----	---	---	-------------	---	--------

2 " " 100^u 1000 9^u " " 30^u x .34 " 12mks.
2^u " " 100^u 1000 9^u " " 30^u x .34 " 12mks.

3	"	"	after Well	"	12"	"	"	36" x 34	"	High
1	"	"	after Well	"	12"	"	"	36" x 34	"	Post Slo

1 " " Photo Deck " 6 " " 30" x 34 " 100 ft of

2 Grosbeak Seeds in Kratze Bech. 6" dia x 7" high to Babins

^{space}
all vauls fitted with wood planks and canvas covers

Particulars of Air Pipes in exposed positions on freeboard, raised quarter, or superstructure decks :

5 l.s. air pipes on 7th Deck. 2" high x 5" dia

[Faint handwritten notes at the bottom of the page]

2	"	"	"	"	Fore Well	14"	"	X 2	"
1	"	"	"	"	"	9"	"	X 2 1/2	"

Boyle Desh. 9" X 2" v

[illegible]

$F \quad y^{\prime\prime} \quad x^6$

2 B.I. air pipe on after well Deck. 10" high x 2" dia.

Prof. Dech 10" x 3"

1 2 3 4 5 6 7 8 9 10 11 12 13 14 15 16 17 18 19 20 21 22 23 24 25 26 27 28 29 30 31 32 33 34 35 36 37 38 39 40 41 42 43 44 45 46 47 48 49 50 51 52 53 54 55 56 57 58 59 60 61 62 63 64 65 66 67 68 69 70 71 72 73 74 75 76 77 78 79 80 81 82 83 84 85 86 87 88 89 90 91 92 93 94 95 96 97 98 99 100

~~No~~ means of chaining provided!

Particulars of Gangway Cargo and Coaling Ports :—

None. -

Rakoczi - Lurena

Particulars of Scuppers and Sanitary Discharge Pipes:—
All sanitary discharges fitted with 9 in. storm valves.

Particulars of Side Scuttles:— all side scuttles fitted with hinged deadlights.

Particulars of Guard Rails:— On Forecastle Deck 3-0" high 2 rods and stanchions spaced 58" apart.
" Poop " 2-0 " 2 " " " 54 " "
" Bridge " 3-6 " 3 " " " 56 " "

Particulars of Gangways, Lifelines, etc.:—
No special fittings provided.
Provision made for rigging lifelines in any part of the ship used by the crew in the regular working of the ship.

Particulars of Freeing Arrangements.

	Length of Bulwark	Height of Bulwark	Size of Freeing Ports	Number each side	Area each side	Rule area each side
After Well	77-4"	41"	48" X 18"	3	1829 ft.	1541 1624 ft.
Forward Well	81-8	41"	48" X 18"	3	1829 ft.	1633 1624 ft.
State position of each freeing port } After Well:— @ 14-0' @ 38-0' and @ 62 ft. from forward end. (F. and A. position and height above deck edge) } Forward Well:— @ 20-0' @ 38-0' " @ 62 ft. " after end. 10" above deck. State whether the freeing ports are fitted with shutters, bars, or rails, and give particulars of such:— one bar no shutters Additional area where sheer is less than standard.						

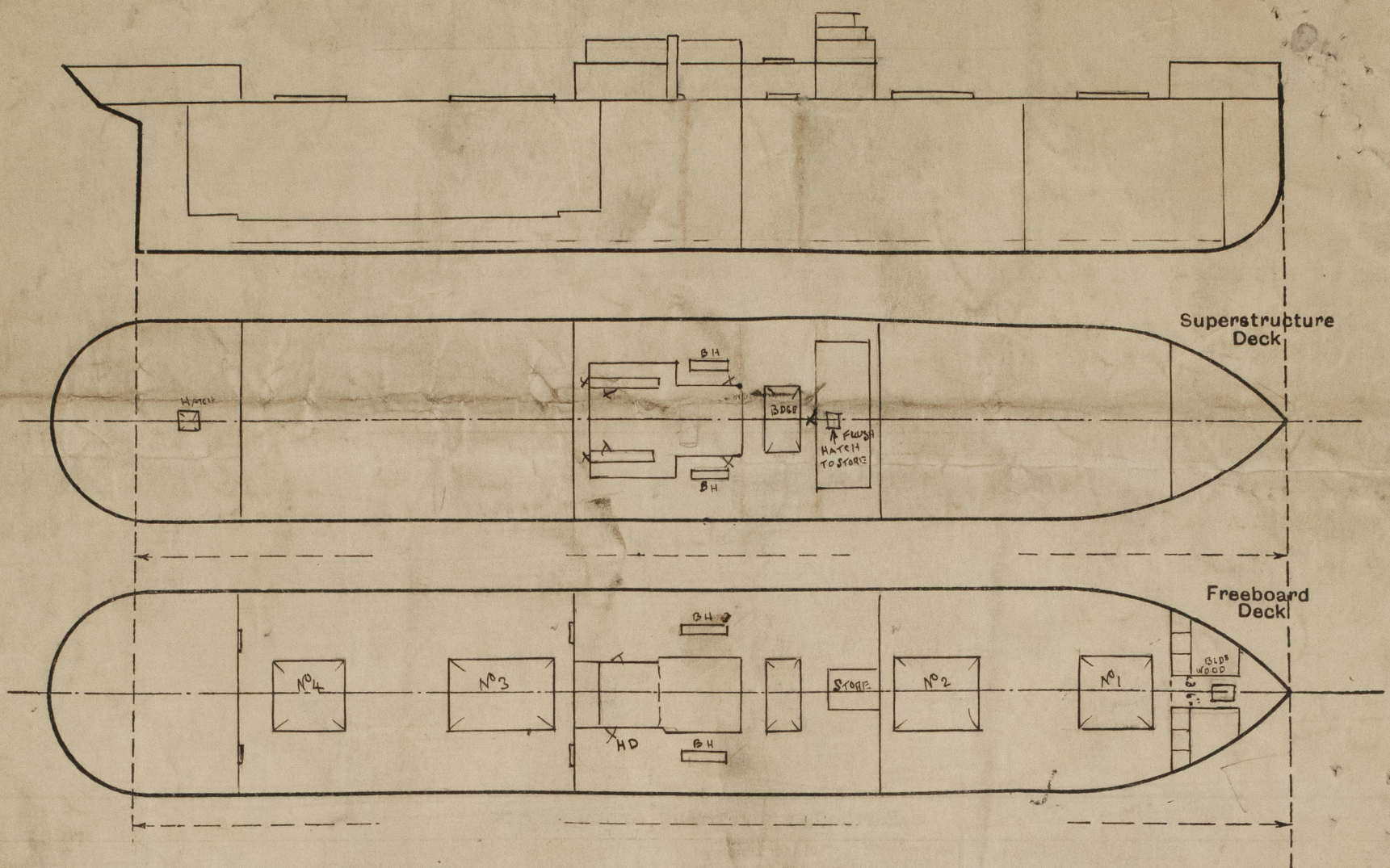
Particulars of Superstructures, Trunks, Casings, Deckhouses.

	Coaming	Plating	Stiffeners	Spacing	End Attachments of Stiffeners	Size of Openings	Height of Sills	Height of Casings
Poop Bulkhead	44	44	6" X 3" X .38	27"	hugs top & bottom	2 @ 48" X 36"	21"	6-9"
Raised Quarter Deck Bulkhead ...								
Bridge, After Bulkhead	42	42	3 F.Y.A. steel bulkheads 4" deep from 2' broadened at F.W. bulkhead	36" - 42"	✓	2 @ 54" X 36"	18"	7-0"
Bridge, Forward Bulkhead	42	42	8" X 3" X .42	24"	hugs top & bottom	None	✓	7-0"
Forecastle Bulkhead	20	20	6 F.Y.A. Bulkheads	36" - 72"	✓	64" X 36"	18"	7-0"
Trunk, Aft								
Trunk, Forward								
Exposed Machinery Casings on Fore-board or Raised Quarter Decks ...								
Exposed Machinery Casings on Super-structure Decks	34	34	3" X 3" X .32	30"	brackets @ top	2 @ 60" X 24"	18"	7-0"
Machinery Casings within Superstructures not fitted with Class I Closing Appliances	34	34	3" X 3" X .32	30"	brackets @ top	2 @ 60" X 24" 1 @ 54" X 24" 1 @ 30" X 30"	18" 18" 21"	7-0"
Deckhouses on Flush Deck Ships ...								

Particulars of Closing Appliances (state if capable of being manipulated from both sides).

Poop Bulkhead	Wood chipping boards 2" in riveted channels full height.
Raised Quarter Deck Bulkhead ...	
Bridge, After Bulkhead	and steel doors on wood chipping boards 2" in riveted channels full height.
Bridge, Forward Bulkhead	
Forecastle Bulkhead	No openings
Exposed Machinery Casings on Fore-board or Raised Quarter Decks ...	None to allow way. steel w. T doors on
Exposed Machinery Casings on Super-structure Decks	Steel doors operated from both sides.
Machinery Casings within Superstructures not fitted with Class I Closing Appliances	3 Steel doors operated from both sides. 1 Steel half door to Bridge Space from engine room operated one side only. (marked in sketch H.D.)
Deckhouses on Flush Deck Ships ...	

Superstructure bulkheads, trunks, deckhouses, casings, cargo and coaling hatchways, extent and thickness of sheathing on the freeboard deck, gangway, cargo and coaling ports, and any other openings, etc., which would affect the seaworthiness of the ship are to be shown on the following sketches:—



State any special features in the construction of the ship:— Survey held afloat and confined to above.

Hatch to Fore Peak, in Forecastle alleyway, 6-3' x 2-6' x 10" high fitted with 2 1/2" wood covers, tarpaulins and cleats.
Hatches to Bunkers, P.S. on Bridge Deck 12-4' x 2-0' x 30" high fitted with 2 1/2" wood covers, tarpaulins and cleats.
Hatches to Bunkers P.S. in Bridge Space 14-9' x 2-0' x 9" high fitted with 2 1/2" wood covers and battens arranged with.
Flush Hatch in Bridge Deck House to store in Bridge Space. Opening in Deck House closed by wood door. Lill 18 1/2" high.
Hatch in Roof Deck 4-0' x 2-0' x 18 1/2" high fitted with wood covers, tarpaulins and cleats.
No wood sheathing on Freeboard Deck. But 2 1/2" wood sheathing in Forecastle Deck.

Damage to stem and stem plating not being dealt with at this time

Quint

Builder's name and yard number DUNLOP BREMNER & CO LTD YARD No 351

Names of sister ships TWEED & QUERCUS

Owners HUNGARIAN OVERSEAS MARITIME CO LTD

Fee £ 11 : 1 : 0 Received by me

Quint



© 2021
Lloyd's Register
Foundation