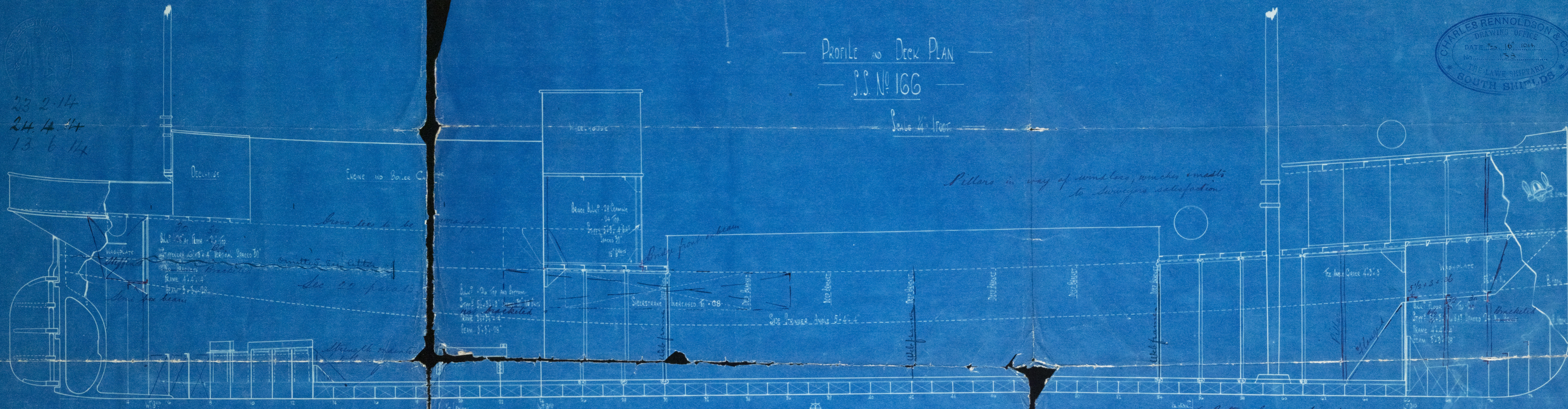




23 2-14
24 4-14
13 6-14





PROFILE AND DECK PLAN

SS No 166

Scale 1/4" = 1 Foot

Pillars in way of windows, windows made to Surveyor's satisfaction



Bottom forward from 1/2 length to Bulk position of collision bulkhead to be strengthened as required by the Rules

Deck 2nd strengthened to Surveyor's satisfaction

Deck 2nd 3' thick and 3' high as per builders approved plan

23 2-14

© 2020

Lloyd's Register Foundation

166
Profile & Deck plan.





1890
General Box.

(2nd Submission)

S/S. "Elwy" "Wharfedale"
Proc. Rpt. No. 66671

NEWCASTLE-ON-TYNE.

TANLAN



RETAIN



© 2020

Lloyd's Register
Foundation