

Midship Section

S.S. N° 594 1629

Dims 330' x 49' 0" Ex, 48' 9" mid x 24' 3 1/2" mid

Class 100 A.1 at Lloyds 3 Deck Rule Single Deck

Scale 1/2" = one foot.

Bridge 98' 0" x 7' 6"
Steel Deck 7/16" when expanded, then way of
Duckhouses with 2 1/2" N.P. Deck
Butts lapped + 2 R.

Stringer Plate 40 x 7/16"
Butts lapped + 2 R.

Note - The scantlings & details of construction noted hereon are submitted on the understanding that they are the minimum which will be accepted for class at this date & if not they are to be amended.

Proportions
Depth to length 12.98
Beams to length 6.79

Numerals

1/2 Beam	24.37
1/2 Girth	46.96
Depth	25.31
1st No.	96.64
	328.66
2nd No.	51761.70

Equipment No.


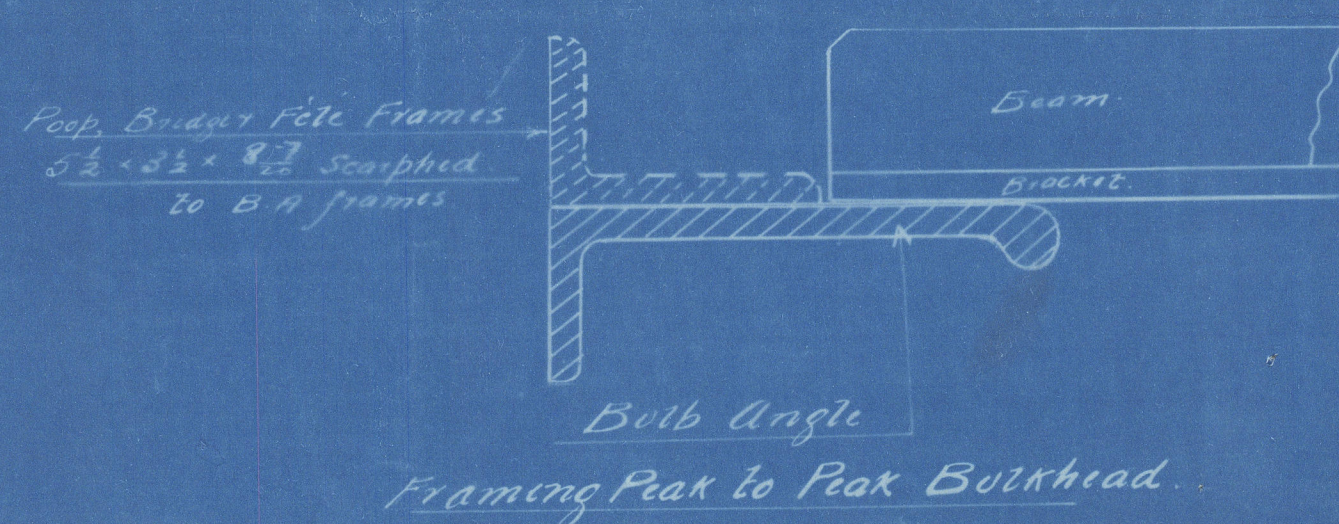
1/2 Beam	24.37
1/2 Girth	46.96
Depth	25.31
	96.64
	328.66
Pop 30' x 7' 1/2"	51761.70
Bridge 98' x 7' 1/2"	515.00
Forecastle 38' x 7' 1/2"	1102.50
Deck + Stachouses 43' x 7' 1/2"	349.00
Equipment No.	311.75
	33889.95

3 Deck Numeral



1/2 Beam	24.37
1/2 Girth	46.96
Depth	25.31
	96.64
	328.66
deduct	7.00
1st No.	89.64
	328.66
2nd No.	29461.08

Equipment.

2 Bower Anchors	29 Cwt. ex Stock
1 " "	23 " "
1 Stowage	13 " "
1 Ridge	5 " "
170 fathoms 2" steel chain cable	536.8.6
90 " 1 1/2" Strain "	ex 4 1/2" steel wire
120 " 12" Trawl line or 4" steel wire	
4 warps 7' or 2 1/2" steel wire	90 fathoms each - owners consent to a different steel wire



Note - Solid floors to be fitted on every frame in Engine + Boiler spaces & forward of 3/5 Length elsewhere on alternate frames.



Section of Intermediate Frames outside E+B Space, except from 3/5 Length forward

Copy: Midship Section
Russell & Co. Lt. No. 629

Lt. Emerald Wings
Greenock Report No. 16109



© 2020

Lloyd's Register
Foundation

003541-003548-0002