

SS N° 6645 MIDSHIP SECTION

9.8.16
17.8.16
25.9.16
7.12.16
22.3.17
21.7.17

EQUIPMENT
LONGS N° 35463
SHELTER IN 420.8.75 = 25204
FCL 34.7.5.75 = 1914
HOUSES 147.6.75.50 = 553
EQUIPMENT N° 39227

DIMENSIONS
LENGTH B.P. 420.0
BREADTH M.P. 54.66
DEPTH 18.7

SHELTER DECK TYPE
LLOYDS 100 A.I. CLAS

NUMERALS
BREADTH M.L. 54.66
DEPTH 18.7
TWEEN DECK 15.0
TRANSVERSE N° 85.66
LENGTH B.P. 420.0

DEPTH 18.7
DEPTH & LENGTH 15.75 SHELTER IN

FEEL SIDES 42.1
BEAMS 7.3.42.30 EVERY FRAME with Bow and Stern
2 ROWS OF PLANKS
Knees 21.42
STRINGER 36.36 ANGLE 32.32.36
DECK 30 STEEL

1 BOWER ANCHORS SPOONLESS 68 UNITS EACH
1 STREAM " EX STOCK 18
1 RIDGE " " 8
270 FTHS 2 3/4 CHAIN CABLE
30 " 5" STEEL WIRE
120 " 5/4 " " TOWLINE
2 @ 30 " 3/2 " " HANSEAS
30 " 3/4 " " "
2 @ 30 " 3" MANILLA
2 @ 30 " 8" " "
2 @ 30 " 7" " "

DECK PLATING 40.36 BUTTS
OVERLAPPED & DOUBLE RIV. FOR 1/2 LENGTH
SINGLE AT ENDS SEAMS SINGLE RIV.

STRINGER PLATE 68.54.36.44
BUTTS TREBLE RIV. OVERLAPS
ALL FORE & AFT
STRINGER ANGLE 5.5.62.32.32.44
6.30 BULW PLATE
125 BULWARK

M IN & OUT
18.7 TO 18.7
BUTTS OVERLAPPED & QUAD RIV. FOR 1/2
TREBLE AT ENDS WHERE 68 UNDER

BEAM LINES 22.4.5.5
KNEES AT HATCH ENDS 30.46 PLANKED
7.3 RIV.

OUT & IN 18.7
BUTTS OVERLAPPED & QUAD RIV. FOR
TREBLE AT ENDS WHERE 68 UNDER

TWEEN IN FRAMES 6.32.36.44 62.32.36.44
NAN FRAMES CARRIED TO SHELTER IN AT HATCH ENDS
UPPER IN STRINGER 70.72.36.44
BUTTS TREBLE RIV. OVERLAPS
ALL FORE & AFT
STRINGER ANGLES 32.32.45.44

K OUT
18.7 TO 18.7
BUTTS TREBLE RIV. FORE & AFT

BEAM LINES 30.28.54.7.8 RIV
KNEES AT HATCH ENDS 36.52 PLANKED
8.3 RIV.

J IN 18.7
18.7 TO 18.7
BUTTS TREBLE RIV. FORE & AFT

DECK PLATING 34.36 BUTTS
OVERLAPPED & SINGLE RIV. THROUGHOUT
ALL FORE & AFT
SEAMS SINGLE RIV. DECK IN HATCH ENDS
STRINGER ANGLE 32.32.44.44

H OUT
18.7 TO 18.7
BUTTS TREBLE RIV. FORE & AFT

FOR SCANTLINGS IN FORE HOLD
SEE PROFILE

STEM BAK 10.2.3
STEM POST 9.8
CARGO BATTENS
6.2 SPACED 3"

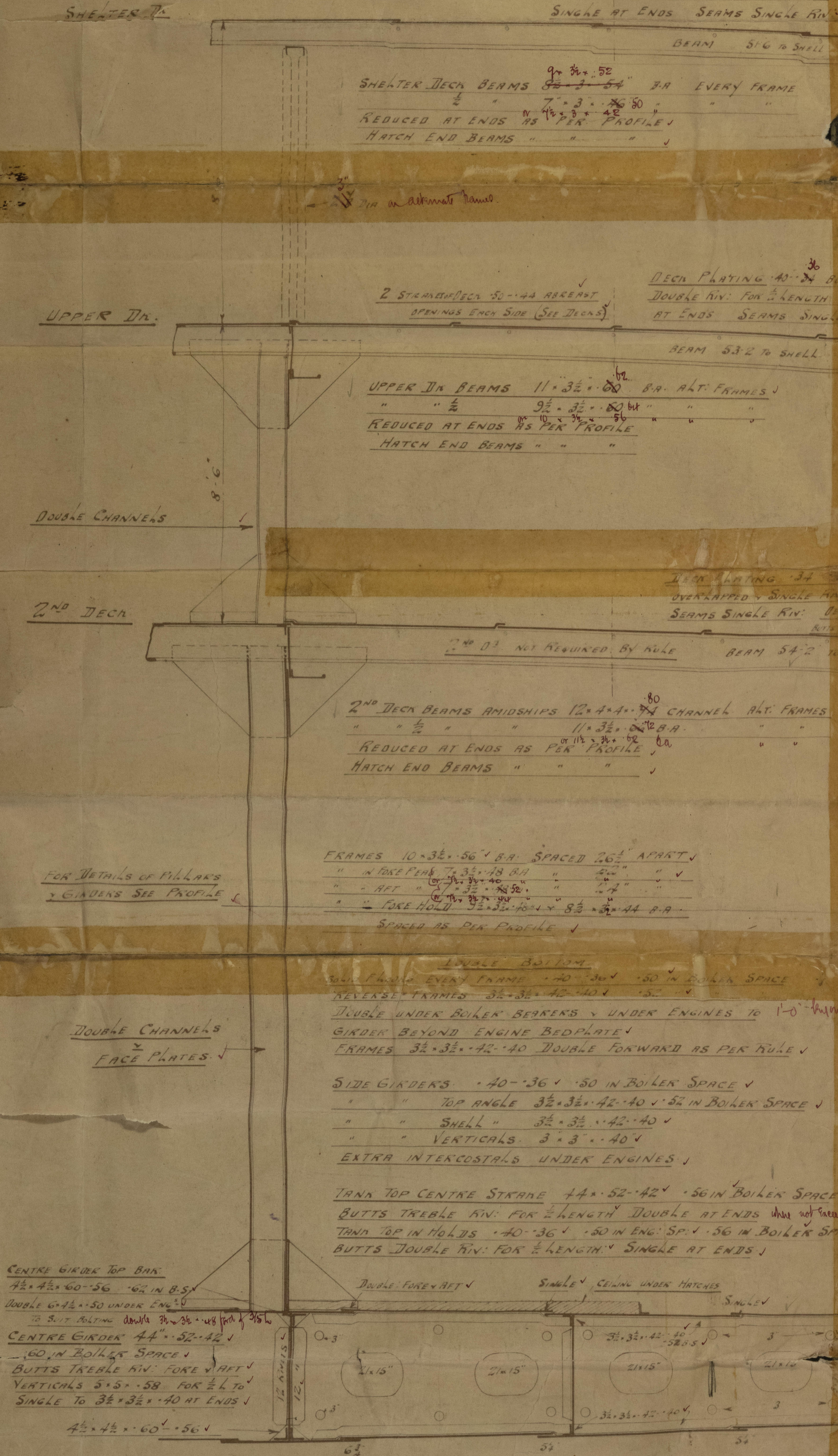
G IN
18.7 TO 18.7
BUTTS TREBLE RIV. FORE & AFT

MARGIN PLATE 35.48.58 IN BOILER SP.
BUTTS TREBLE RIV. FORE & AFT
MARGIN ANGLE 4.4.48
OUTSIDE LUGS IN N° 1 & 4 HOLDS DOUBLE
32.32.42.40 (SPECIFICATION)
SINGLE 5.5.54 FROM FORE HOLD BN TO AFT
END OF ENGINE SPACE
32.32.42.40 BETWEEN ENG. ROOM & N° 4 HOLD
INSIDE LUGS IN N° 1 HOLD DOUBLE 32.32.40
SINGLE 5.5.54 FROM FORE HOLD BN TO AFT
END OF ENGINE SPACE
32.32.42.40 SINGLE AFT OF ENG. SPACE
TWEEN OUTSIDE LINES 40.36.50 IN B.S.

F OUT
18.7 TO 18.7
BUTTS TREBLE RIV. FORE & AFT

GUSSET ANGLES 7.32.38
EVERY 2ND FRAME

E IN
BUTTS QUAD RIV. FOR 1/2 LENGTH
TREBLE AT ENDS



HEEL OUT
18.7 TO 18.7
BUTTS QUAD RIV. OVERLAPS
TREBLE WHERE 70 UNDER

A IN
18.7 TO 18.7

B OUT
18.7 TO 18.7


C IN
18.7 TO 18.7

D OUT
18.7 TO 18.7

A, B, C, D BUTTS QUAD RIV. FOR 1/2 LENGTH
AND REDUCED .02 IN WAY OF DOUBLE BOTTOM
A, B, C TO MAINTAIN MIDSHIP THICKNESS TO COLLISION BN

FOR EXTRA STRENGTHENING FORWARD
SEE PROFILE

9.8.16



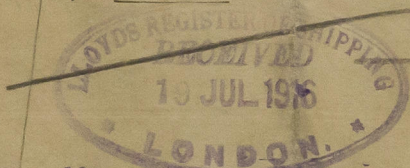
Sur J. Lang & Sons

Nº 664 and 665

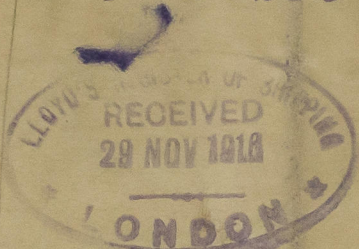
Nº
Rio Bamba

Mid. Section

✻ S.S. "Rexmore" ^{Manchester} ~~now-Exporter~~

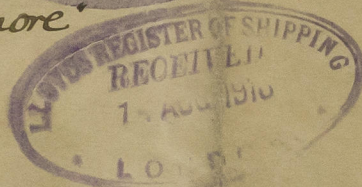


SUNDERLAND RPT. NO. 27280






n/w
"PRECILA"
X

Nº 665 "Barrymore"





SUNDERLAND RPT.

27797



Manchester Exporter



© 2020

Lloyd's Register
Foundation



003495-003802-0163



© 2020

Lloyd's Register
Foundation

36 13½
22½

003495-003802-0163



© 2020

Lloyd's Register
Foundation