

27 MAY 1953

UPPER

DECK

FRAME SPACING 2'-4"

W.T. BHD. TO REMOVE

New stiffeners on entire portion
of bhd 89 (formerly 96)
= 12 x 4 x 4 x .60 / 60 CH² (or equivalent)
spaced 3'-0" apart. Bhtd top & bottom.

NEW POSITION OF STARRED BHD.

CENTRE LINE

No. 3

STARRED SIDE W.T. BHD. TO MOVE
INWARD TO FORM NEW 2 BHD.

EXISTING MAIN DK BEAMS
7 1/2 x 5 x 3/8 BA INTERCOSTAL
AT SIDE BULKHEADS.

7/16
6 x 3 1/2 x 3/8 BA RIVETTED REV.
BARS TO FIT TO EXISTING BEAMS

Hot rolled beam 15 x 50 spaced 7'-0" AFT

EXISTING BEAMS
7 1/2 x 3 1/2 x 29"

EXISTING THRU BEAMS UNDER BRIDGE DECK

W.T. BHD.

NON
W.T. BHD.


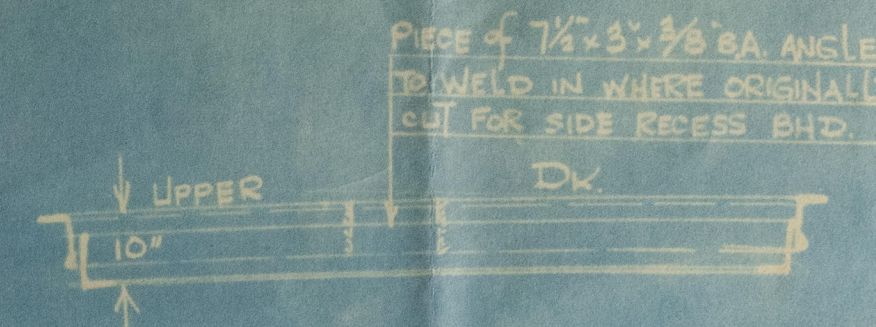
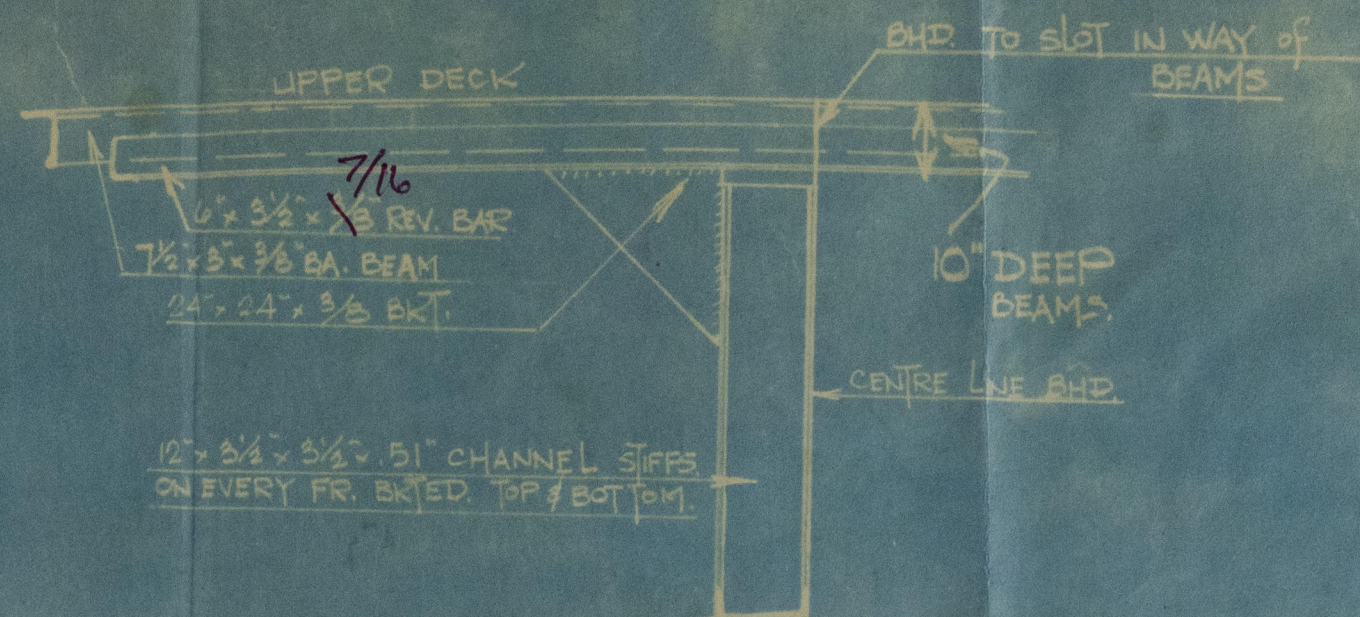
89
W.T.B

101
NON
W.T.B

"HARTBRIDGE"

REMOVAL of AUX. BOILER RECESS BHDS.

SCALE 1/4" = 1 FOOT



"Hartbridge"

Inclb. Rpt No. 19960.

"Hartbridge"

Removal of
aux. boiler
recess bulkhead



© 2020

Lloyd's Register
Foundation

003487-003494-0074