





RENEW PINTLE BRASS SLEEVE
5/4" x 1 1/2" x 5" (BRASS)



LOCKING PINTLE



COMMON PINTLE



RENEW LOCKING PINTLE BECAUSE RUDDER
DARKER HOLE BADLY WORN OUT

BORING AND RENEW BUSH
4" x 3/4" x 5" (CAST STEEL)

RENEW FILLING WOOD
WITH STEEL PLATES
8" x 1-0" x 2-5" (WOOD)
2 1/2" x 2-5" (PLATE)

BORING AND RENEW BUSH
4" x 3/4" x 5" (CAST STEEL)

RENEW FILLING WOOD
WITH STEEL PLATES
8" x 1-0" x 2-5" (WOOD)
2 1/2" x 2-5" (PLATE)

BORING AND RENEW BUSH
4" x 3/4" x 5" (CAST STEEL)

RENEW COMMON PINTLE BECAUSE
BADLY CORRODED

RENEW FILLING WOOD WITH
STEEL PLATES
8" x 1-0" x 2-5" (WOOD)
2 1/2" x 2-5" (PLATE)

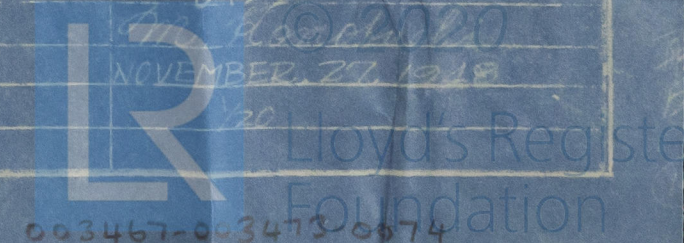
BORING AND RENEW BUSH
4" x 3/4" x 5" (CAST STEEL)

ETTRICK BANK

DAMAGE & REPAIR PLAN OF RUDDER

HULL REPAIR SECTION
REPAIR DEPARTMENT
KOBE SHIPYARD & ENGINE WORKS
MITSUBISHI HEAVY INDUSTRIES LTD

CHIEF ENGINEER
ENGINEER
DRAFTSMAN
DATE
SCALE
DRAWING NO.



M/V "E thickbank."

Repair to rudder,
Yka rept No. 110.



© 2020

Lloyd's Register
Foundation

003467-003473-0074