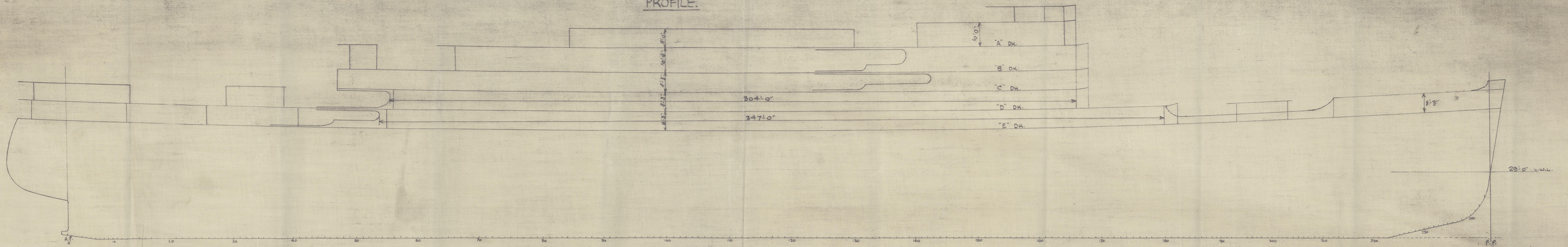


PROFILE.



Nos 663 & 664.


EQUIPMENT.

(SCALE: - 1/16" IN. = 1 FT.)

DIMENSIONS: - 630' 0" B.P. \* 80' 0" MLD \* 46' 6" TO 'E' DK.



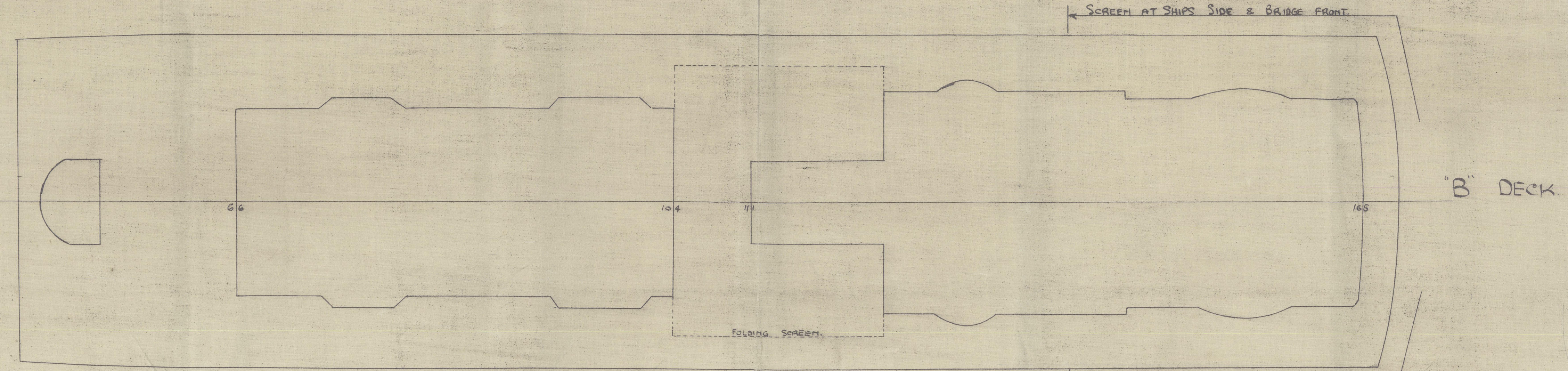
D FOR SCANTLINGS = 44.00

SECOND	NUMERAL	L (S.D.)	7877
'E' DK.	FRS. 212 TO R.P.	(69 * 8.25 * .75)	7877
'E' DK.	G' AFT OF 54 FR. TO 180 FR. (347 * 8.25 * .75)	= 2147	
'E' DK.	FRS. 26 TO 41 (41.25 * 8.25 * .75)	= 257	
'D' DK.	1 1/2" AFT OF 56 FR. TO 166 FR. (304 * 8.25 * .75)	= 1881	
'C' DK.	FRS. 65 - 105 (275 * 8.25 * .5)	= 1131	
'C' DK.	FRS. 47 - 63 (47 * 8.25 * .5)	= 187	
'B' DK.	FRS. 111 - 165 (148.5 * 10.5 * .5)	= 780	
'B' DK.	FRS. 66 - 104 (104.5 * 10.5 * .5)	= 54	
'A' DK.	FRS. 85 - 131 (126.5 * 8 * .5)	= 50	
'A' DK.	FRS. 132 - 163 (66 * 10 * .5)	= 33	
	EQUIPMENT N°	8637	



EQUIPMENT P. +

2 BOWER ANCHORS STOCKLESS EACH 137 CWTs = 274 CWTs } 390 CWTs.  
 1 " ANCHOR " 116 " = 116 " }  
 1 STREAM ANCHOR " 53 " }  
 330 FATHS. OF 3/4" STUD CHAIN CABLE.  
 STREAM WIRE 150 FATHS. OF 7" STEEL WIRE. 6" Rule, 3FSM  
 TOWLINE 140 " OF 7 1/2" " " 7" Rule, 3FSM  
 HAWSERS 3 AT 120 FATHS. 8" HEMP OR 2 3/4" S.W.R.  
 WARPS 3 AT 120 " 8" " OR 2 3/4" S.W.R.



PLAN N° 6.

10  
11230



Licken. Armstrongs Ltd Nos 663 & 664

Equipment Particulars

No 663 - T.S.S. Strathnaver

Barrow J. L. Rpt No 2414

No 664 - T.S.S. Strathaird

Barrow J. L. Rpt No 2433

14



© 2020

Lloyd's Register  
Foundation

003418-003420-0009