

25 AUG 1961

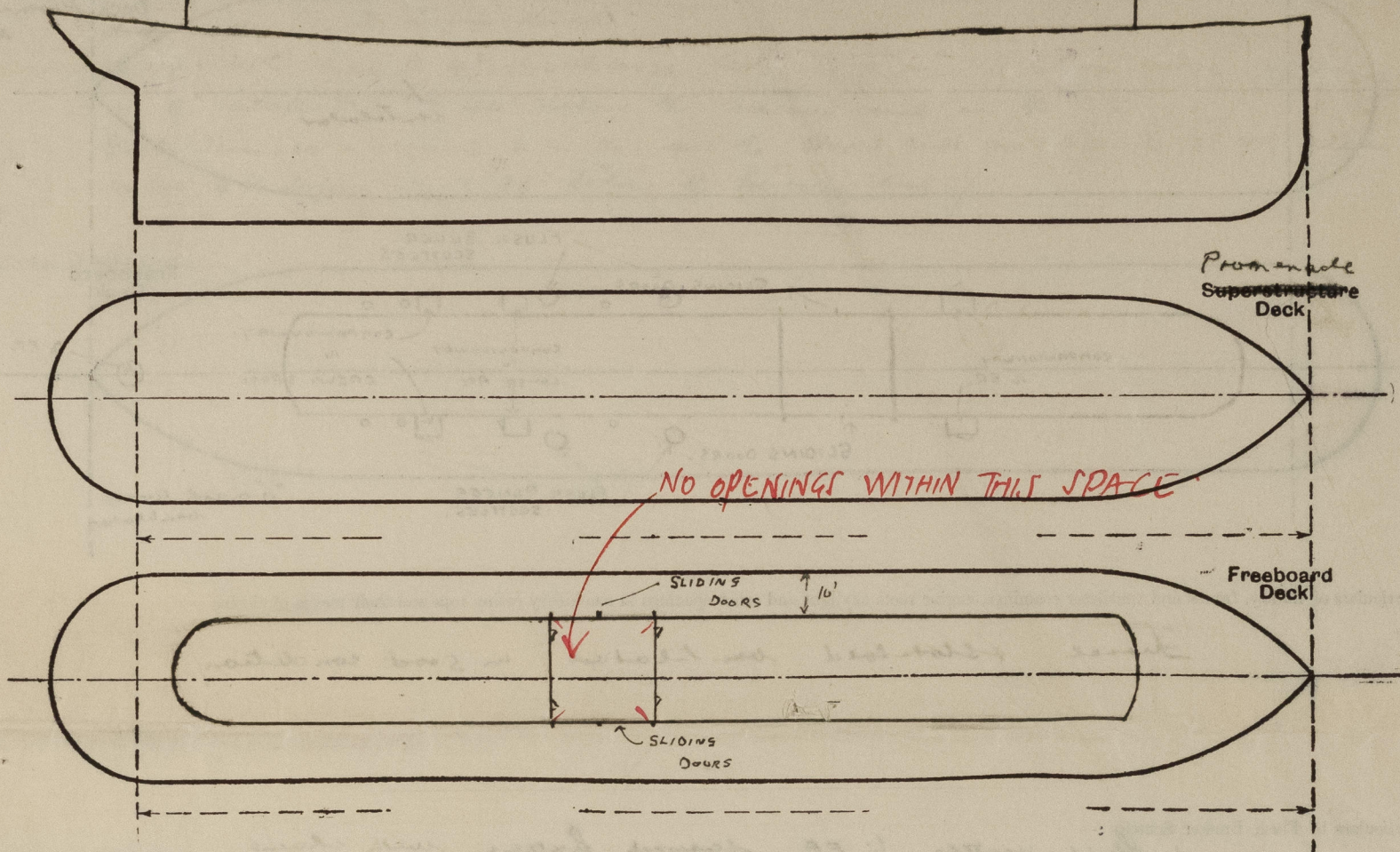
Lloyd's Register of Shipping.

SURVEYS FOR FREEBOARD.

(CONDITIONS OF ASSIGNMENT.)

Ship's Name *T.S.S. KILLARNEY Ex FRANCIS STOREY* Port of Survey *Rushbrooke*
 Official Number *14 5986* Surveyor's Signature *W. H. Waggott*
 Nationality and Port of Registry *Irish Republic - Cork* Date of Survey *16.8.51*

Disposition and dimensions of superstructures, trunks, deckhouses and machinery casings to be inserted in the diagrams and tabular statement.

Promenade Deck
DR.

Particulars of Superstructures, Trunks, Casings, Deckhouses.

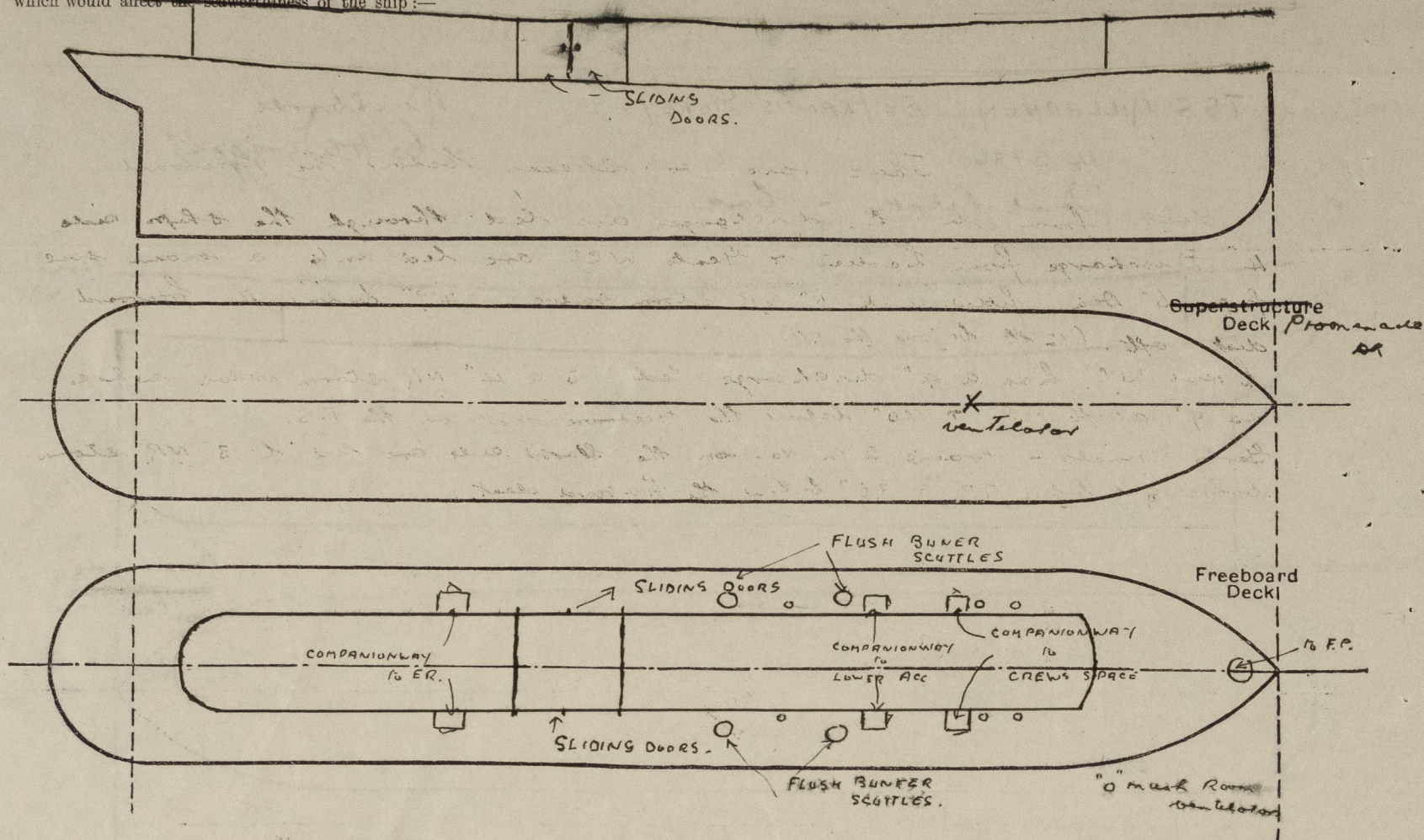
	Coaming	Plating	Stiffeners	Spacing	End Attachments of Stiffeners	Size of Openings	Height of Sills	Height of Casings
Poop Bulkhead ...	✓							
Raised Quarter Deck Bulkhead ...	✓							
Bridge, After Bulkhead ...	✓							
Bridge, Forward Bulkhead ...	✓							
Forecastle Bulkhead ...	✓							
Trunk, Aft ...	✓							
Trunk, Forward ...	✓							
Exposed Machinery Casings on Freeboard or Raised Quarter Decks ...	✓							
Exposed Machinery Casings on Superstructure Decks ...	✓							
Machinery Casings within Superstructures not fitted with Class I Closing Appliances ...	✓							
Deckhouses on Flush Deck Ships ...	<i>wooden deck house - apparently constructed supported</i>							

Particulars of Closing Appliances (state if capable of being manipulated from both sides).

Poop Bulkhead ...	✓
Raised Quarter Deck Bulkhead ...	✓
Bridge, After Bulkhead ...	✓
Bridge, Forward Bulkhead ...	✓
Forecastle Bulkhead ...	✓
Exposed Machinery Casings on Freeboard or Raised Quarter Decks ...	✓
Exposed Machinery Casings on Superstructure Decks ...	✓
Machinery Casings within Superstructures not fitted with Class I Closing Appliances ...	✓
Deckhouses on Flush Deck Ships ...	<i>2 sliding doors 1 P & 1 S operated both sides</i>

PARTICULARS OF PROTECTION TO OPENINGS, ETC.

The following diagrams should be used to indicate the positions of cargo and coaling hatchways, gangway, cargo and coaling ports, ventilators, companionways, etc., which would affect the seaworthiness of the ship:—



Particulars of fiddle, funnel and ventilator coamings, engine room skylight and other openings in machinery casing tops and their means of closing:—

Funnel & slot-holed ventilators in good condition

Particulars of Flush Bunker Scuttles:—

*1 flush scuttle 16 F.P. secured fixture with chains
4 flush bunker scuttles 2 A.P. 33. Secured fixture with chains*

Particulars of Companionways:—

companionway 16 crew space - made of hard wood 3 ft x 3 ft x 3 ft high - Hand wood door 2 ft 10\"/>

Particulars of Ventilators in exposed positions on freeboard and superstructure decks:—

*3 main room ventilators, port side, on freeboard deck
3 main room ventilators, starboard side, on freeboard deck
1 ventilator 3 ft coaming 12\"/>*

*All ventilators provided with
wood plugs and canvas covers*

Particulars of Air Pipes in exposed positions on freeboard, raised quarter, or superstructure decks:—

1 16 F.P. 3\"/>

*Wood plugs provided
for all air pipes*

Particulars of Gangway Cargo and Coaling Ports:—

Stillarney.

Particulars of Scuppers and Sanitary Discharge Pipes:—

*There are no spaces below the freeboard
deck from which discharges are led through the ship side
4\"/>*

Particulars of Side Scuttles:—

Vertical distance of Sill of lowest Side Scuttle above top of keel

Particulars of Guard Rails:—

*Guard Rails on Promenade deck
4 ft high - stanchions 4 ft 6\"/>*

Particulars of Gangways, Lifelines, etc.:—

Particulars of Freeing Arrangements.						
	Length of Bulwark	Height of Bulwark	Size of Freeing Ports	Number each side	Area each side	Rule area each side
After Well ...	Free length forward	3 ft 9"	3'6" x 2 ft	4 P x 4 S	28 ft ²	11.2
Forward Well ...						
State position of each freeing port ... (After Well: 13'-10" ... 43'-9" ... 112'-9" ... 136'-9" P.S. Side) (F. and A. position and height above deck edge) ... State whether the freeing ports are fitted with shutters, bars, or rails, and give particulars of such:— Additional area where sheer is less than standard. ... These ports are used for moving vessel.						


PARTICULARS OF PROTECTION TO OPENINGS, ETC.

HATCHWAYS ON FREEBOARD AND SUPERSTRUCTURE DECKS.											
Description of Hatchway			✓								
Dimensions of Hatchway			✓								
COAMINGS	{	Height above Deck ...									
		Thickness { Sides ...									
		{ Ends ...	✓								
		Stiffeners									
		Brackets, Stays									
HATCH BEAMS	{	Number									
		Spacing									
		Scantling and Sketch ...	✓								
		Bearing Surface									
FORE AND AFTERS	{	Number									
		Spacing									
		Unsupported Lengths ...									
		Scantling* and Sketch ...	✓								
		Bearing Surface									
HATCH COVERS	{	Material									
		Thickness									
		How fitted	✓								
		Bearing Surface									
Spacing of Cleats			✓								
Number of Tarpaulins											
<p>*Are wood fore and afters steel shod at all bearing surfaces ?</p> <p>Are battens and wedges efficient and in good condition ?</p> <p>Are tarpaulins in good condition and in accordance with rule requirements ?</p> <p>Are lashings provided in accordance with rule requirements ?</p>											

Particulars of any special features :—

Endorsement at first survey and at surveys for renewal of Certificate :—

The fittings and appliances are in accordance with the particulars shown on this form (or as now modified) and are in good condition.



© 2020

Lloyd's Register Foundation

Name of Ship

KILLARNEY

Freeboard Report Examined

(Date)

13th 1957

Signed

[Signature]

0216 $\frac{3}{3}$