

S.S. "THE COUNTESS".

MIDSHIP SECTION.

SCALE 1/2 INCH = 1 FOOT.

MOULDED DIMENSIONS:- 195'-0" x 30'-3" x 14'-2" TO UPPER DECK.
18'-2" TO R. Q. DECK.

TO CLASS LLOYD'S 100 A.1.

NOTE: THROUGHOUT NO RIVET LESS THAN 3/4 DIA^R EXCEPT IN CASING AND HOUSES.

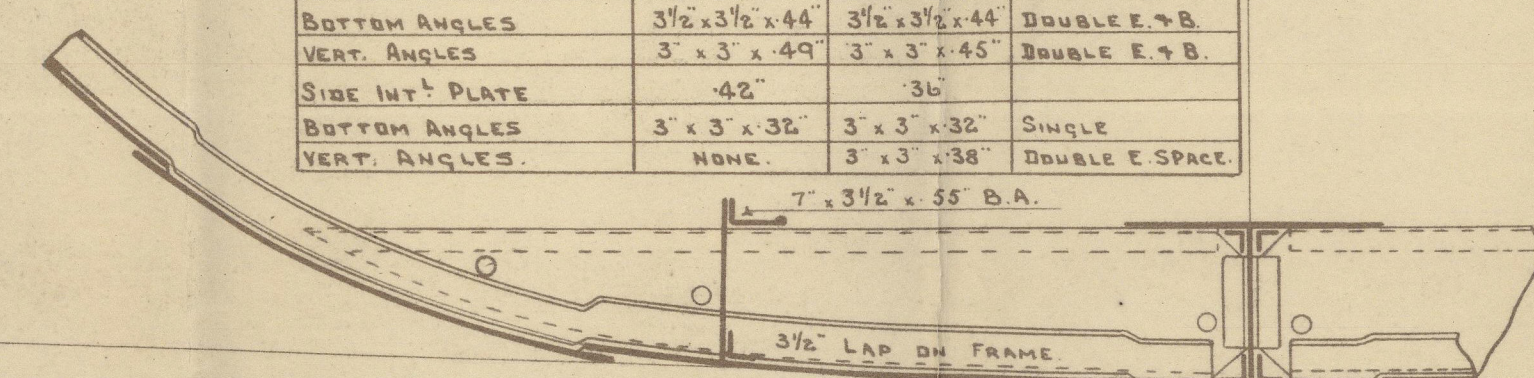
	BRIDGE DECK	FORECASTLE DECK
HEIGHT BEAM TO BEAM	7'-6"	7'-3"
ROUND OF BEAM	7 1/2"	7 1/2"
BEAMS ON ALTER FRAMES	5' x 3" x 36" B.A.	6' x 3" x 32" B.A. TO 100' x 12 1/2' x 34" 4-3/4" R
BEAM KNEES	15' x 12" x 32" 4-3/4" RVS	18' x 12" x 34" 5-3/4" R
SIDE PLATING	27"	27"
STRINGER PLATE	3 1/4" x 27"	17 1/4" x 27"
STRINGER ANGLE	3" x 3" x 27"	3" x 3" x 27"
QUITTER ANGLE	2 1/2" x 2 1/2" x 36"	2 1/2" x 2 1/2" x 36"
TIE PLATES	7" x 27"	7" x 27"
WOOD DECK	5" x 2 1/2" P. PINE.	5" x 2 1/2" P. PINE.

LLOYD'S NUMERALS.	
L.	195-0
B.	30-25
D.	14-17
C. TO UPPER DECK	11-66
C. TO QUARTER DECK (HOLD)	15-66
C. TO QUARTER DECK (B SPACE)	17-36
C. TO QUARTER DECK (E SPACE)	14-16
L/D TO UPPER DECK	13-76
L/D TO QUARTER DECK	10-73
L x D	27-63-15
L x (B + D)	866-19
ERECTOR'S 77-6%	

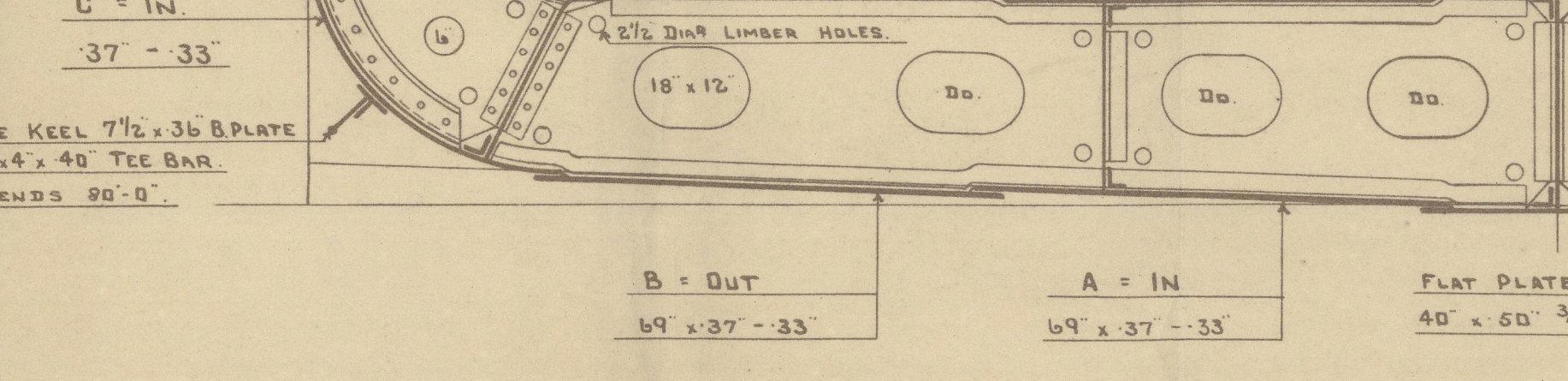
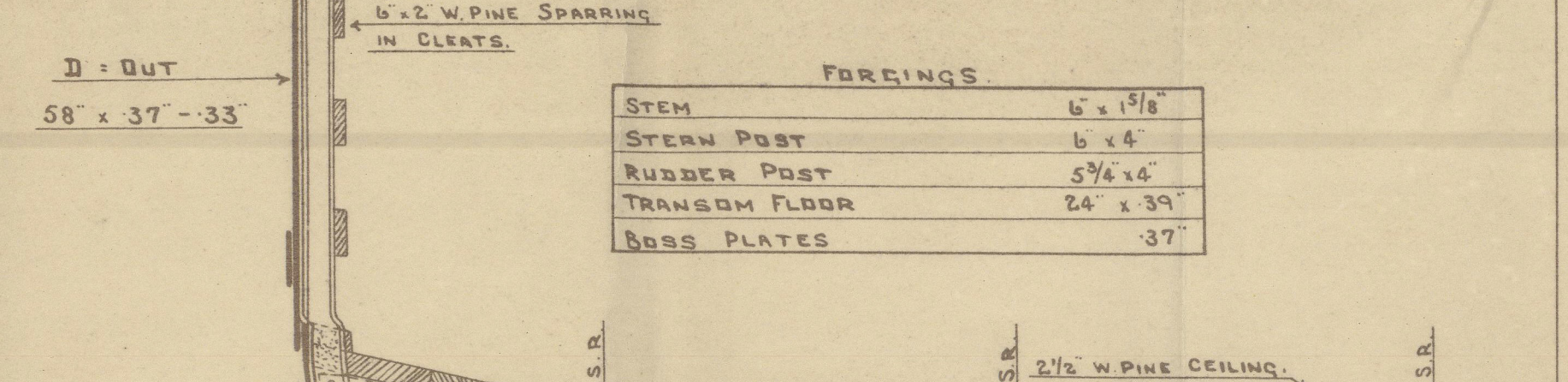
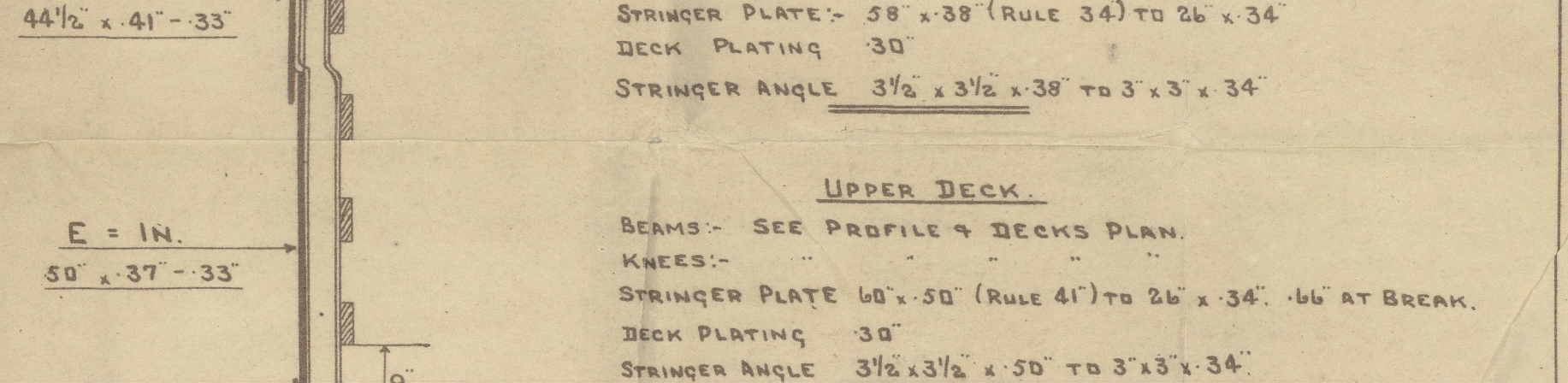
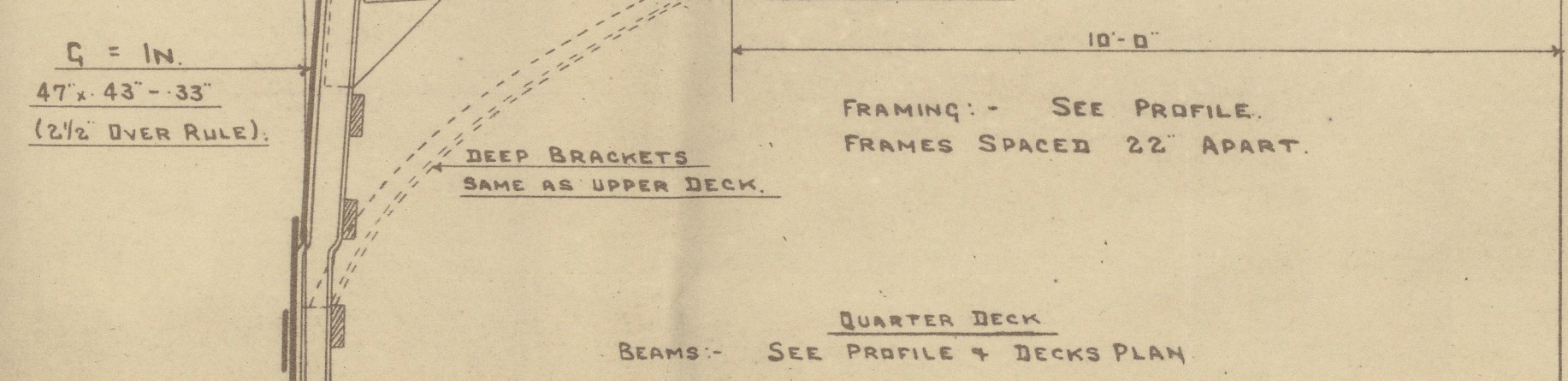
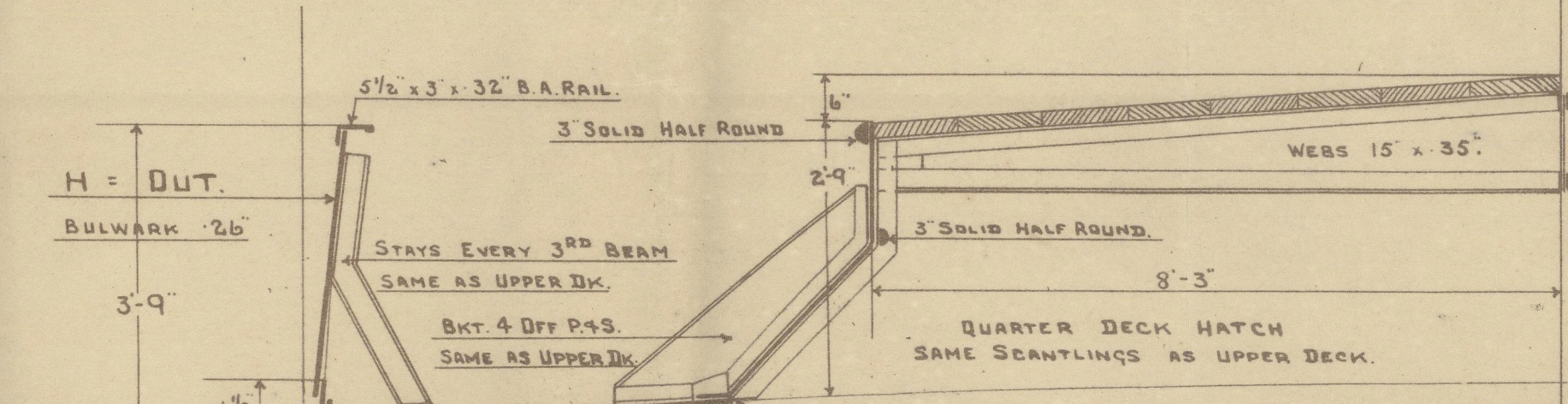
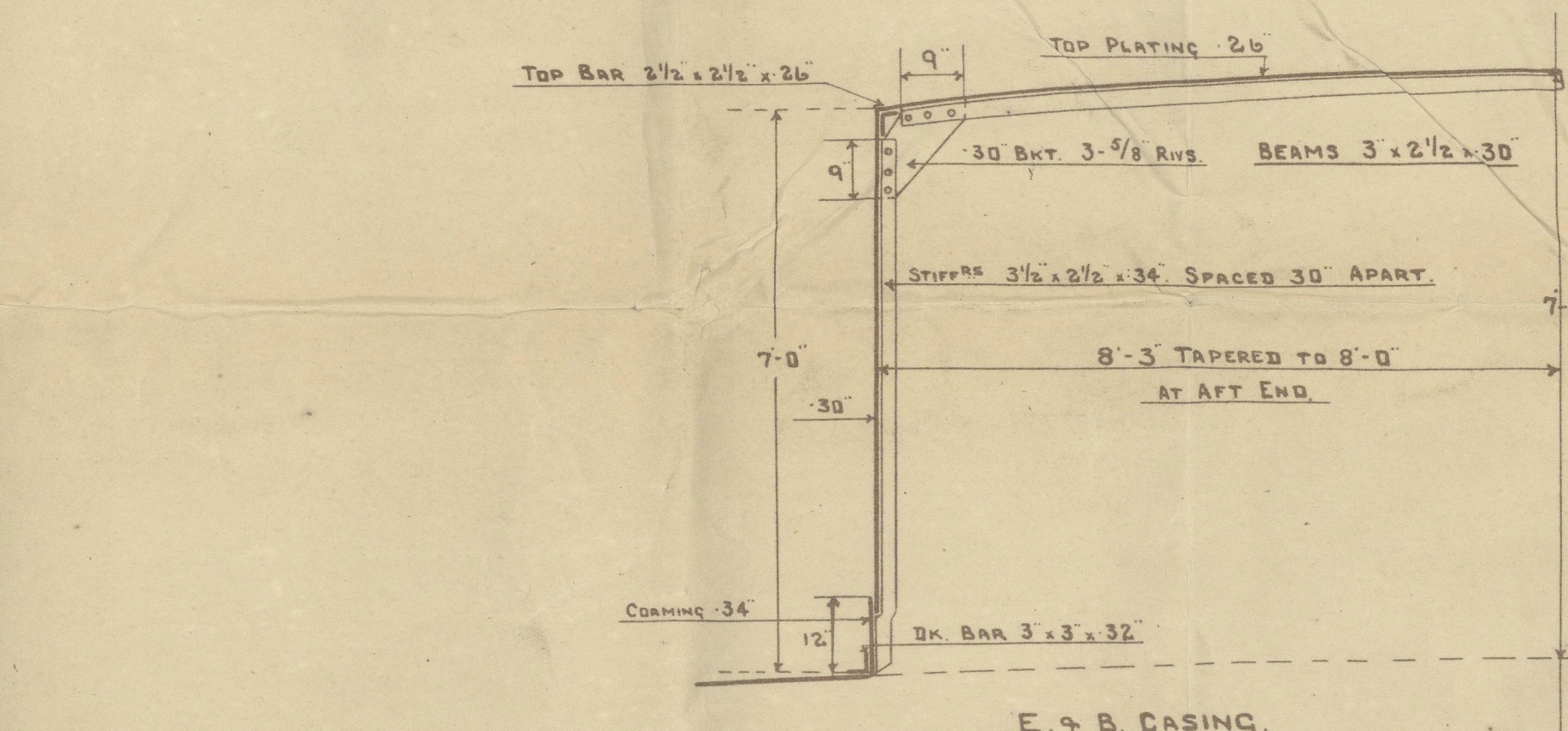
EQUIPMENT NUMERAL.	
2 ND LONGITUDINAL NUMBER	8661-90
QUARTER DECK	110-5 x 4
FORECASTLE DECK	30-0 x 7 1/2 x 75
BRIDGE DECK	10-83 x 75 x 75
CASING	58-65 x 75 x 50
EQUIPMENT NUMBER	9555

EQUIPMENT (LETTER R.)
2 BOWER ANCHORS, STOCKLESS, EACH 1 CWT. & 1 BOWER STOCKLESS AT 16 1/4 CWT.
1 STREAM ANCHOR 5 1/4 CWT. EACH.
210 FATHS. 1 1/2" STUD CHAIN CABLE.
60 - 3 1/4" STEEL STREAM WIRE.
90 - 3" STEEL WIRE TWINE.
1 OFF 90 FATHS. 6" MANILLA LAMP HAWSER.
1 - 90 FATHS. 5" MANILLA YARD.

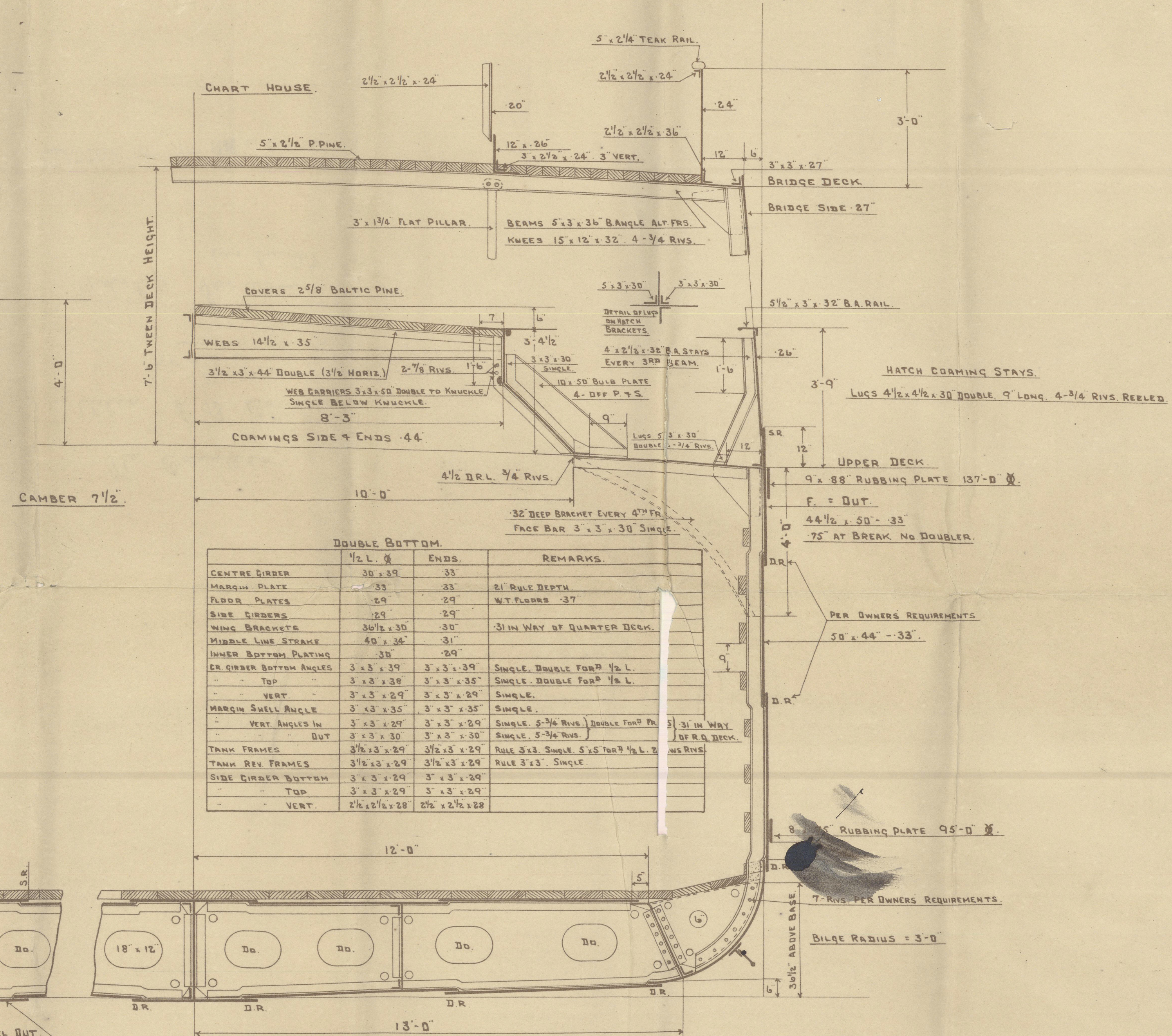
	BOILER SPACE	ENG. S.	SE.
FRAMES	6' x 3" x 42" B.A.	4' x 3" x 32" B.A.	
REV. FRAMES	3' x 3" x 41"	3 1/2" x 3"	(3 1/2" Horiz.) Double in Eng. Space on Boiler Bearers.
FLOORS	19 1/2" x 41"	13"	
SA. THRO' PLATE	50"	4"	
FOUNDATION PLATE	32" x 49"	40"	
TOP ANGLES	3" x 3" x 42"	3" x 3" x 42"	DOUBLE E & B.
BOTTOM ANGLES	3 1/2" x 3 1/2" x 44"	3 1/2" x 3 1/2" x 44"	DOUBLE E & B.
VERT. ANGLES	3" x 3" x 49"	3" x 3" x 45"	DOUBLE E & B.
SIDE INT. PLATE	42"	36"	
BOTTOM ANGLES	3" x 3" x 36"	3" x 3" x 32"	SINGLE
VERT. ANGLES	NONE.	3" x 3" x 38"	DOUBLE E SPACE.



SECTION THRO' OPEN FLOORS
IN BOILER ROOM.



SECTION THRO' HOLD IN WAY OF QUARTER DECK.



A & B STRAKES MIDSHIP THICKNESS MAINTAINED
TO RULE POSITION OF COLLISION BULKHEAD.

SECTION THRO' HOLD IN WAY OF UPPER DECK.

	1/2 LENGTH	ENDS
BUTT RIVETING		
KEEL	TREBLE STRAPS	TREBLE STRAPS
SHEER STRAKE UPPER DK.		DOUBLE LAPS
QUAR. DK.	TREBLE LAPS	
STRAKE BELOW SHEER		
BOTTOM PLATING	DOUBLE LAPS	
SIDE PLATING		
UPPER DK. STRINGER PLATES	TREBLE LAPS	
QUAR.		
BR & FEEL	DOUBLE LAPS	
TANK MARGIN & MIDDLE LINE STRAKE		
TANK TOP PLATING		SINGLE LAPS
BR & FEEL SIDE PLATING		
EDGE RIVETING		
SHELL PLATING	DOUBLE LAPS THROUGHOUT TO QUINERS RED	
DECK	SINGLE LAPS	
TANK TOP		

The Counters

Ailsa S. B. Co Ltd

No 406

Midship Section
(as built)

GLASGOW REPORT No 48510



© 2020

Lloyd's Register
Foundation

003223-003232-0078