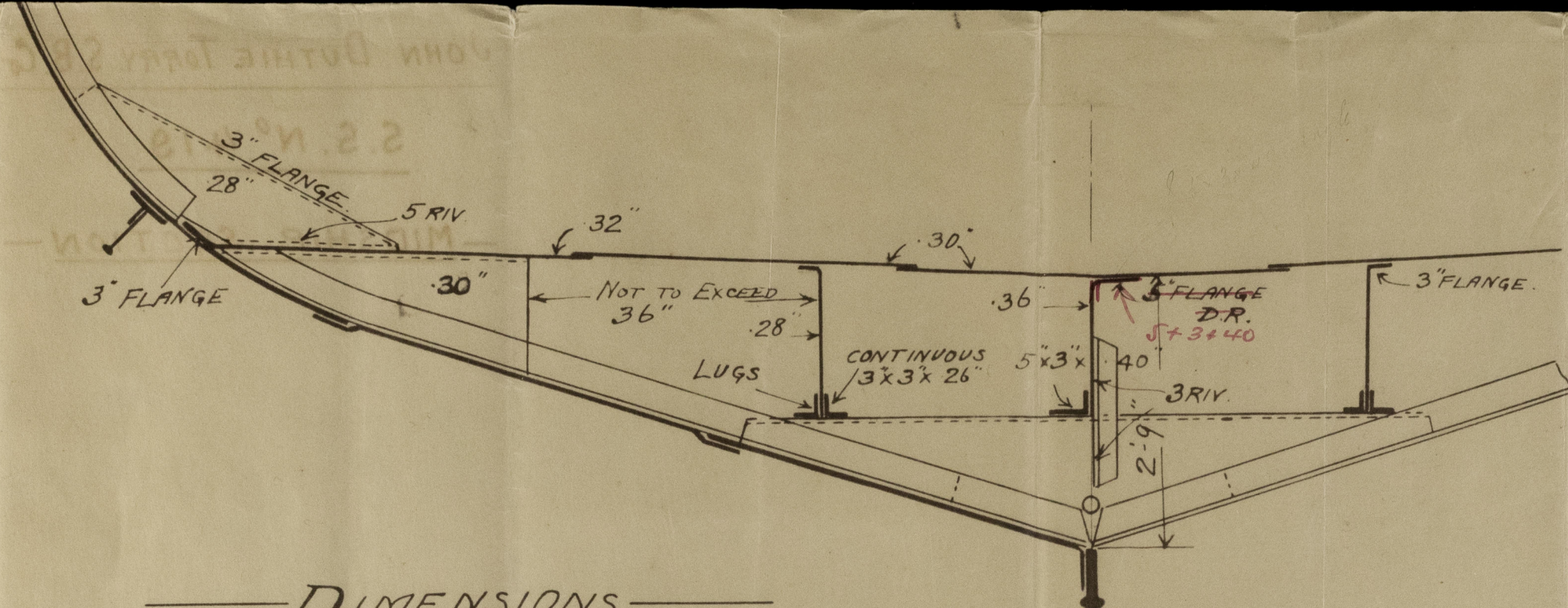


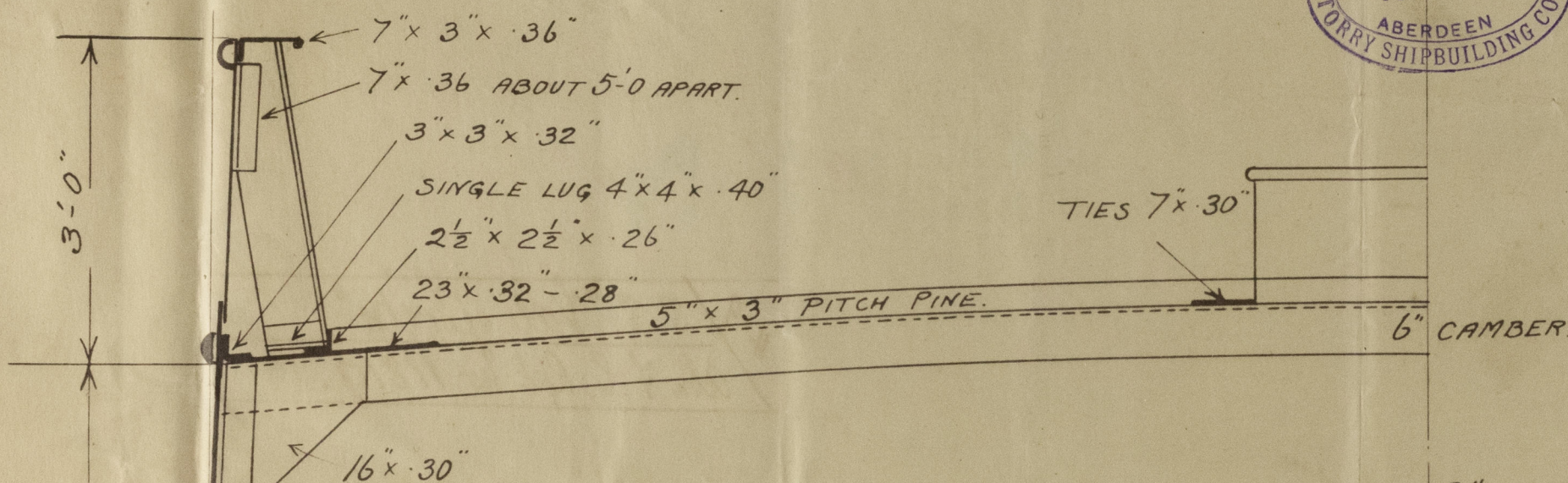
21.12.14

419



DIMENSIONS

LENGTH L 115'-0" NUMERAL B+D=35.5
 BREADTH B 22'-6" NUMER (B+D)L=4082.
 DEPTH D 13'-0" PROPORTION $\frac{L}{D}$ = 8.8
 DEPTH d 11'-6"



SCALE $\frac{3}{4}$ " = 1 FT

SCANTLINGS

FRAMES $4 \times 3 \times 38$ TO 34 IN PEAKS. SPACED 21".
 " $4 \times 3 \times 44$ IN BOILER SPACE IN LIEU
 OF REVERSE FRAME.
 REV. FRAMES ON ENGINE SEAT FLOORS $3 \times 3 \times 30$
 ON ONE SIDE & $5 \times 3 \times 30$ ON OTHER ACROSS TOP OF FLOOR
 FLOORS 16×32 FLANGED 28 AT ENDS 38 BOILER SP
 " 32 ENGINE SP. (NOT FLANGED)
 BEAMS $5 \frac{1}{2} \times 3 \frac{1}{2} \times 44$
 STERN POST $5 \frac{3}{4} \times 3$ KEEL & STEM $7 \frac{1}{2} \times 1 \frac{1}{2}$
 B.H. 30 TO 26 DECK L $3 \times 3 \times 30$ SHELL L $4 \times 4 \times 40$
 STIFFENED AS PER LONGITUDINAL.

RIVETTING

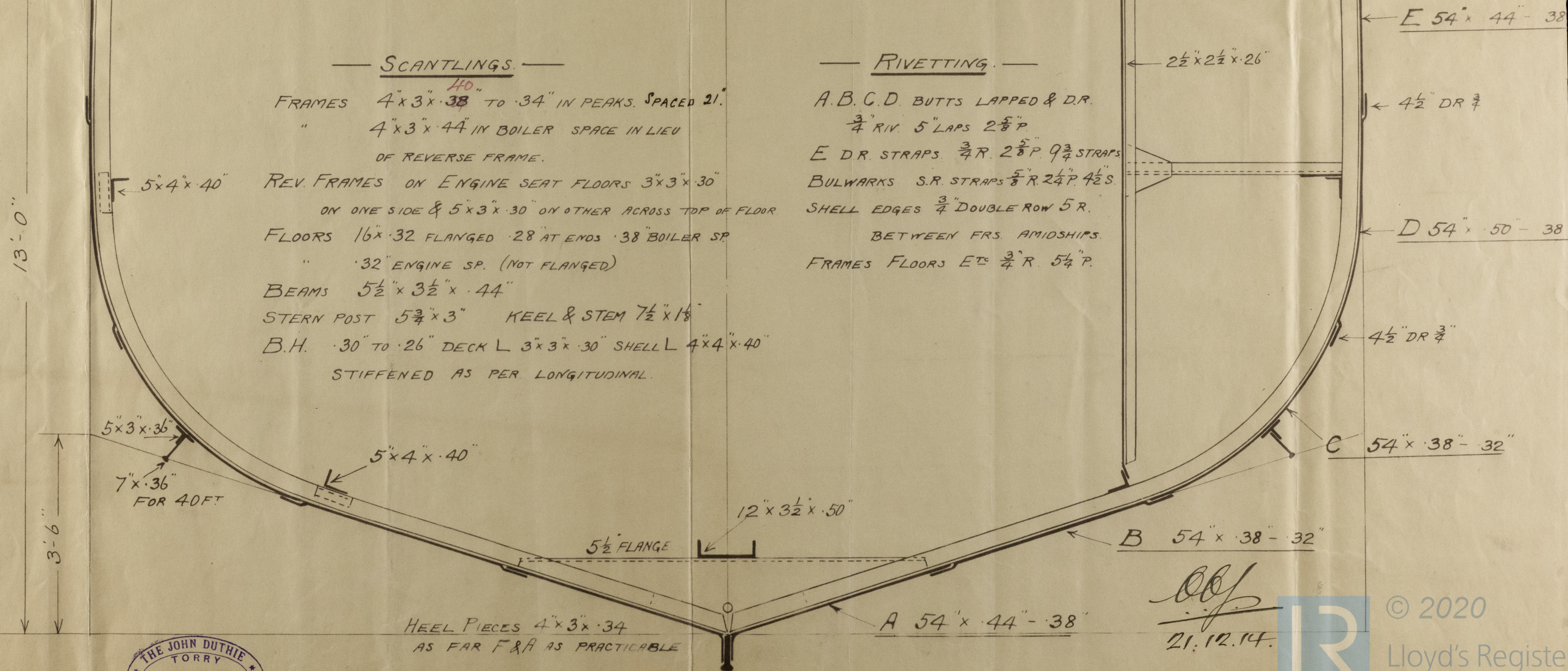
A.B.C.D. BUTTS LAPPED & D.R.
 $\frac{3}{4}$ " RIV. 5" LAPS 2 5/8" P.
 E D.R. STRAPS. $\frac{3}{4}$ " R. 2 5/8" P. 9 3/4" STRAPS
 BULWARKS S.R. STRAPS $\frac{5}{8}$ " R. 2 1/4" P. 4 1/2" S.
 SHELL EDGES $\frac{3}{4}$ " DOUBLE ROW 5 R.
 BETWEEN FR. AMIDSHIPS.
 FRAMES FLOORS ETC $\frac{3}{4}$ " R. 5 1/4" P.

TANK

BUTTLAPS & EDGES $\frac{5}{8}$ " RIV 2 1/2" PITCH.
 RIVETS IN GIRDER ANGLES $\frac{5}{8}$ " SP. 4 3/8"
 MARGIN FLANGE $\frac{3}{4}$ " R. 3 3/8" P.

EQUIPMENT

1 ANCHOR $5 \frac{1}{4}$ CWT EX. STOCK.
 1 " $4 \frac{3}{4}$ " " "
 1 " $2 \frac{1}{2}$ " " "
 90 FATH. 1" STUD LINK CHAIN.
 60 FATH. 6" HAWSER 60 FATH. 4 1/2" WARP.



419 421-2



© 2020

Lloyd's Register Foundation

003162-003174-0000

JOHN DUTHIE TORRY. S.B.G.

S.S. N° 419

— MIDSHIP SECTION —

RETAIN

419 / S.S. "Vale of Forth"
/ abn F.L. Rpt No 11819.

003162-003174-0020