


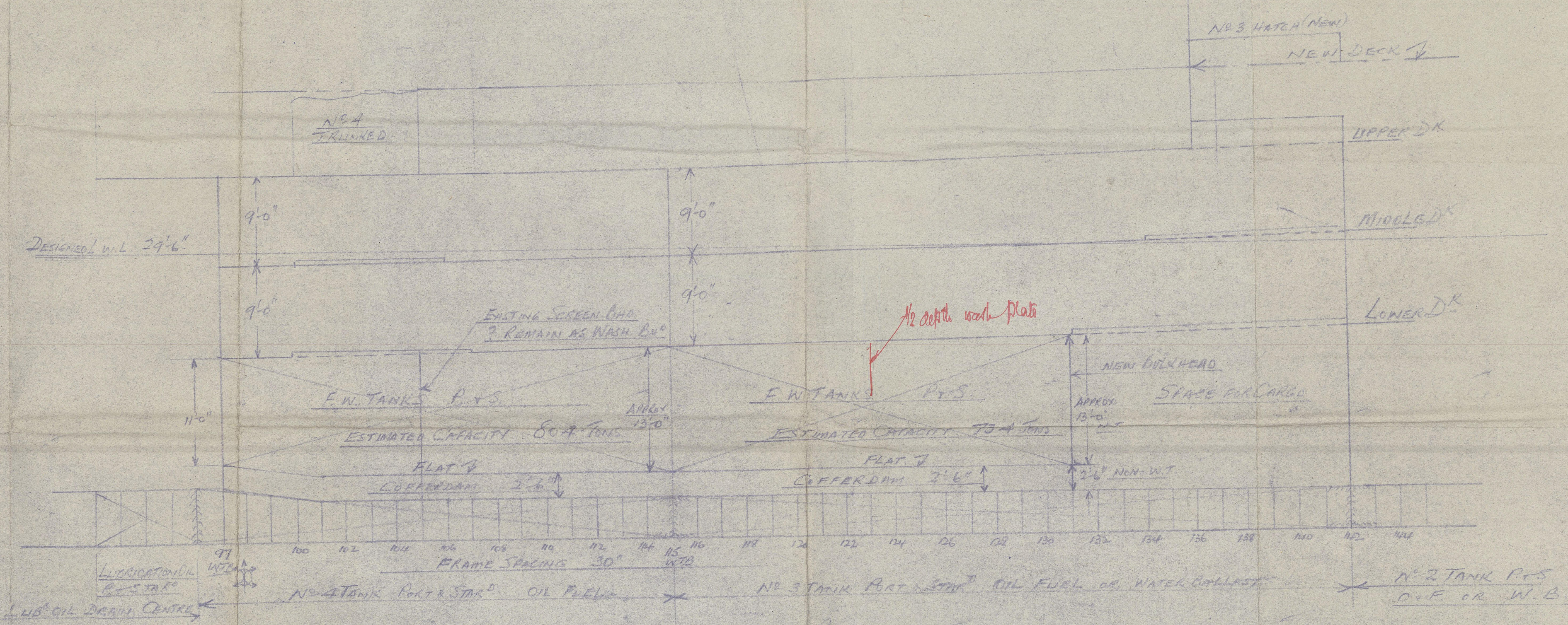
H.M.T. WORCESTERSHIRE Job 1500  
F.W. TANKS FLAT IN NOS 3 & 4 HOLDS  
SCALE 1/4" = 1 FOOT.

24 SEP 1943

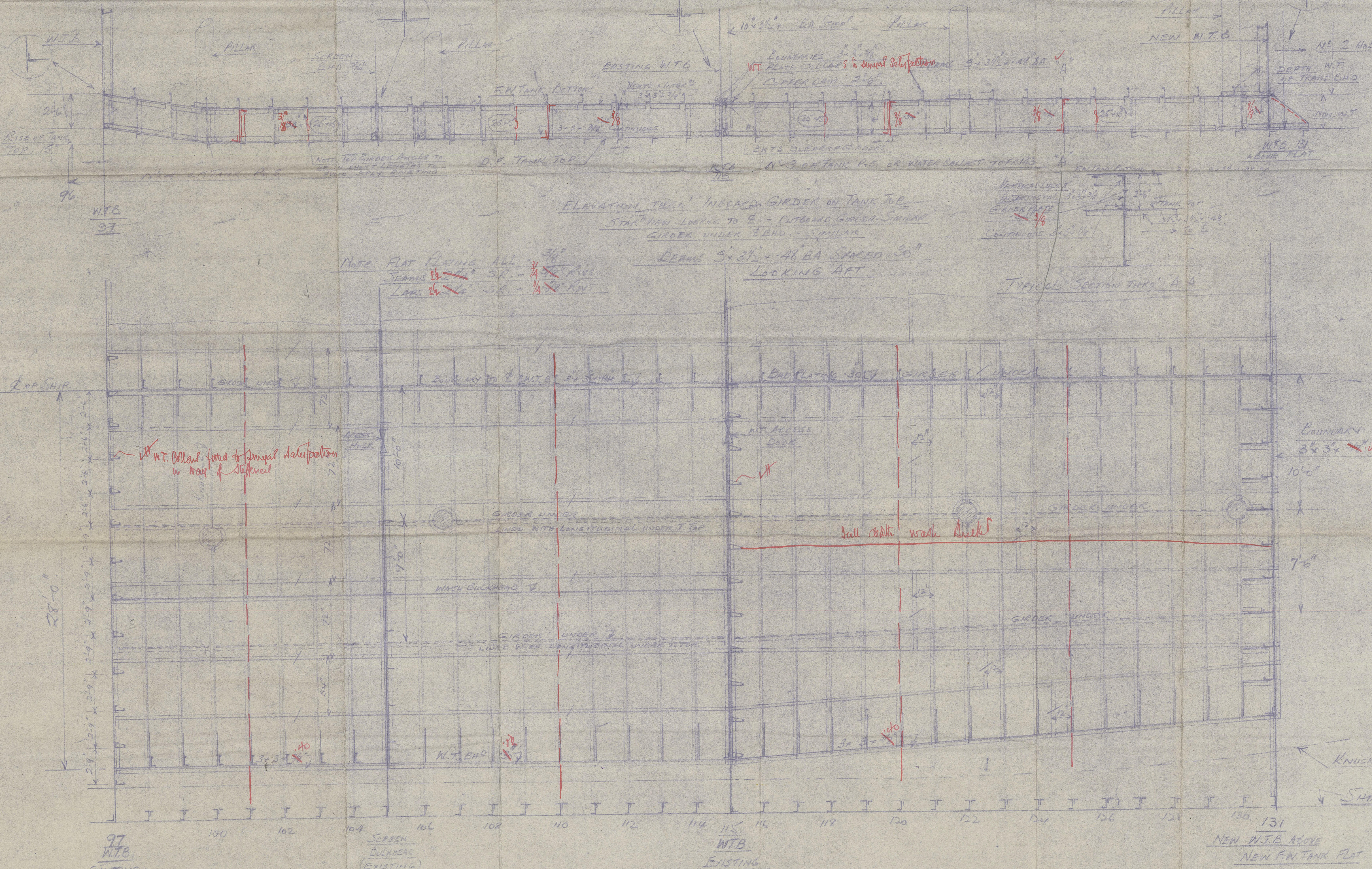


TANKS FLAT TO BE LEVEL AT 2'-6" ABOVE TANK TOP AT 2.  
NOTES SEE SEPARATE PLANS FOR TRANS. W.T.B. AT 131  
AND W.T.B. BUS (LONG) AND WASH BND'S, also lower deck in way of tank & inner bulk 105  
WASH PIPING ARRANG  
HEIGHT OF OVERFLOW ABOVE CROWN OF TANK = 10'-0"  
TO BE TESTED TO 10'-0" HARD  
ACCESS TO COFFERDAM IN NO 3 THRO' NO 31 BND  
ACCESS TO COFFERDAM IN NO 4 THRO' MANHOLES  
IN FLAT  
ACCESS TO NO 4 FROM NO 3 THRO' W.T. DOORS  
ACCESS THRO' SCREEN BND - HOLES TO BE CUT

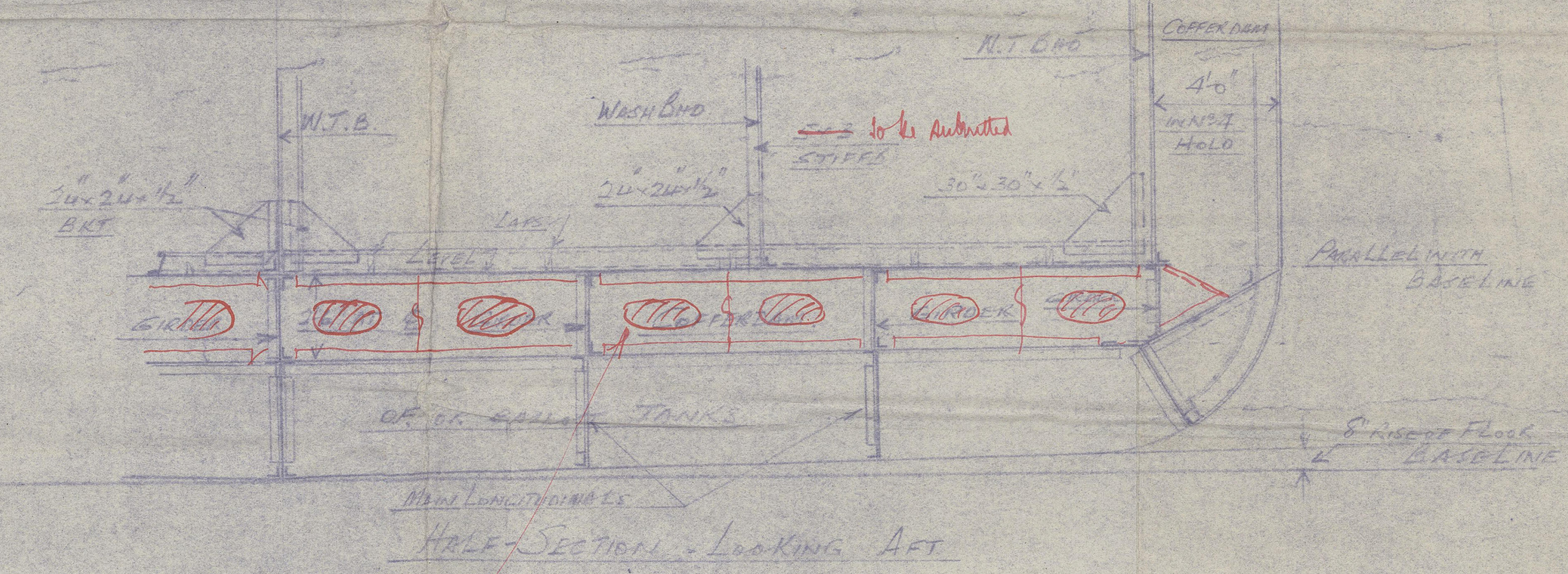
arrangement of manholes to be indicated for overhead  
standings manholes have been considered on basis  
of air flow being 10-0 above lower deck



KEY PLAN SHOWING POSITIONS OF TANKS  
Scale 1/8" = 1 FOOT



PLAN OF BOTTOM PLATING FLAT  
DRAWN FOR STAGES - PART SIMILAR



Transverse Girders at frames 101, 110, 120 & 125

W. 9. 08



A. M. Y. "Worcestershire"

Y to Yanks in 4<sup>th</sup> & 4<sup>th</sup> Halls

apt. No. Ser. 19282.



© 2020

Lloyd's Register  
Foundation

083154-003161-0094