

Lloyd's Register of Shipping.

SURVEYS FOR FREEBOARD.—STEAM SHIPS.

PARTICULARS RELATING TO ALL STEAM SHIPS EITHER FLUSH DECKED, OR WITH TOP GALLANT FORECASTLES, SHORT POOPS AND BRIDGE HOUSES DISCONNECTED, OR WITH TOP GALLANT FORECASTLES HAVING LONG POOPS, OR RAISED QUARTER DECKS CONNECTED WITH BRIDGE HOUSES, OR OTHERWISE.

Port of Survey GLASGOW
Date of Survey WHILE BUILDING.
Name of Surveyor WM. MCC. MEEK.

Ship's Name. Nº 303 Port of Registry and Nationality. 142271 Gross Tonnage. 1919 Date of Build. + 100 A1 (CONTEMPLATED)
ARRGANTOCK Number in Register Book

Registered dimensions from Ship's Register.	LENGTH.	BREADTH.	DEPTH.	UNDER DECK TONNAGE.
	<u>200.10</u>	<u>30.26</u>	<u>12.68</u>	<u>591.48</u>
			<u>13.04</u>	
Length on LOADLINE.	<u>199.77</u>	MEAN. Frame Depth <u>64</u> Rule <u>3 3/4</u>	Ceiling <u>FITTED</u> Peak <u>✓</u>	Tanks <u>✓</u>
		<u>25 3/4</u>	<u>25 3/4</u>	<u>25 3/4</u>
		<u>= - 4 1/6</u>		<u>+ 6</u>
CORRECTED DIMENSIONS.	<u>199.77</u>	<u>29.85</u>	<u>13.50</u>	<u>591.48</u>

Moulded Depth as measured..... 15'-0"
Addition for Keel below base line for draught record... 1.24 inches.

NOTE.— If the depth is measured when vessel is afloat, the details of measurement should be reported.

CORRECTION FOR LENGTH.

Length of Ship on Loadline..... 199.77
Length in Table 180.00
Difference 19.77
Correction for 10ft., Table A. 1.00 Table C. + 1
× Difference divided by 10 1.977 (if required.)
If $\frac{1}{10}$ ths length covered divide by 2 .988 = ~~1.977~~

Co-efficient of fineness..... = .7374
Any modification necessary { FOR CELL. D.B. - .02
[Para. 4 (a) to (e)]*
Co-efficient as corrected = .7172

Sheer { Stem..... 69 46 3/8 93 1/4 ÷ 2 = 46.12 Mean
at { Sternpost 24 1/4
Sheer at $\frac{1}{8}$ of the length from { Stem 37 50 3/4 2 = 25.37 Mean
Sternpost 13 3/4
Gradual mean Sheer 46.12 25.37 = 46.12
Standard mean Sheer [Table, Para. 18] 30.00 29.98 Correction
Difference..... 16.12 ÷ 4 = - 4.03
§ If limited as Para. 18 (f)..... 5 1/2 - 4"

CORRECTION FOR IRON DECK.
Proportion covered, if less than $\frac{1}{10}$ ths length covered676
Thickness of usual wood deck, less stringer 3"
CORRECTION = - 1 1/2" - 2 3/4"

CORRECTION FOR ROUND OF BEAM.

Breadth at Gunwale amidships..... 30-0
Round of Beam 7 1/2
Normal round..... 7 1/2
Difference ✓ ÷ 2 = ✓
Proportion of Deck uncovered (Para. 19) ✓

NOTE.— The round of beam should be reported on the full breadth of vessel at the gunwale.

Rise in Sheer { At front of bridge house..... ✓
from amidships {
[Para. 18 (e)] { At after end of forecastle ✓

Fall in Sheer { ✓ ÷ 2 = ✓
Para. 18 (d) {
Length uncovered ✓ Correction ✓

ALLOWANCE FOR DECK ERECTIONS:—

Freeboard, Table C..... 6 1/2
Correction for Length, if required (Para. 12, 13, and 14)
Freeboard by Table A, corrected for sheer, and for length, if required (Para. 12, 13, and 14) 2-0 3/4
Difference 1-6 1/2
Percentage as below..... 51.85
Correction for R. Q. Dk. if engine and boiler openings not covered by bridge house (Para. 11) + 1
Allowance for Deck Erections 8 1/2

Length. OVERHANG Length allowed. Height.
Forecastle..... 25.54 (2.08) 24.5 7'-0"
Bridge House ✓ 25.25
† Raised Qr. Dk..... 110.54 110.54 4'-0"
Poop..... ✓ .29
Total 136.08 135.54 = .676
Length of Ship 199.77 .681 199.77
Corresponding percentage { 51.85
(Para. 11, 12, 13, or 14) { = 51.42

FREEBOARD recommended amidships from centre of Disc to top of Statutory Deck Line, Wood (Iron) Deck:—

Fresh Water Line above centre of Disc
Indian Summer Line " " " "
Winter Line below " " " "
Winter North Atlantic Line " " " "

Winter Freeboard 5'-2"
Summer " " " " 5'-2"
Indian Summer " " " " ✓
N. A. Winter " " " " ✓

Correction necessary because clearside amidships, measured in accordance with the Statute is not taken at the intersection of the wood or iron deck with side. 1 1/4

Winter Freeboard from deck line 5'-4"
Summer " " " " 5'-2"
Indian Summer " " " " ✓
N. A. Winter " " " " ✓

the keel, skin planking, or ceiling are of unusual thickness the breadth of vessel to inside should be reported if possible.
† State dimensions of freeing port area on back of this form.
‡ The Surveyor should state whether the fall in sheer as reported is measured relatively to the straight line of keel or to the water line. If measured relatively to water line the vessel's draft for time of survey, and also the usual load draft forward and aft should be reported.

THE APPROVED PLANS OF MID & LONG SECTION, TOGETHER WITH FREEBOARD REQUEST FORM ARE FORWARDED HEREWITH.

Do all the Frames extend to the top height in the Poop? ☒ Raised Quarter Deck? YES Bridge House? ☒ Forecastle? YES

To what height do the Reverse Frames extend? B. A. FRAMING.

Has the ~~Poop~~ Raised Quarter Deck an efficient Iron Bulkhead at the fore end? YES

Give particulars of the means for closing the openings in Bulkhead NO OPENINGS.

Is the ~~Poop~~ Raised Quarter Deck connected with the Bridge House? NO. B. HOUSE Has the Bridge House an efficient Bulkhead at the fore end? ☒

Give particulars of the means for closing the openings in Bulkhead ☒

What is the thickness of the Bridge Front plating? ☒ and Coaming plate? ☒

Give scantlings and spacing of the Stiffeners ☒

Are bracket plates fitted at each end of the Stiffeners? ☒ Are hor'l. brackets fitted connecting ~~Bridge~~ Bulk'd. with Bulwarks? YES.

Has the Bridge House an efficient Iron Bulkhead at the after end? ☒

How are the openings closed? ☒

Is the Forecastle at least as high as the main or top-gallant rail? YES Has the Forecastle an efficient Iron or Wood Bulk'd. at after end? YES. WITH OPENING.



Are the Engine and Boiler openings covered by a ~~Bridge, Poop, Raised~~ YES Quarter Deck, or enclosed by a Strong Iron or Steel Deckhouse?

If the openings are not so protected are the exposed parts of the Casings efficiently constructed? ☒

Give thickness of plating; scantlings and spacing of Stiffeners ☒

What is the height of the exposed Casings? ☒ Are suitable means provided for closing all openings in them in bad weather? ☒

Are the Weather Deck Hatchways efficiently constructed and at least equal to the requirements of Section 28 of the Rules for 1904-5? Give particulars below:— YES.


Position and Size.		N ^o 1. 55'x18'x3'		N ^o 2. 26'6"x15'x3'					
Item.		Ship.	Rule.	Ship.	Rule.	Ship.	Rule.	Ship.	Rule.
COAMING.	Height above top of DECK	36	24			36	24	<u>COAMINGS STIFFENED BY B. & SUPPORTED BY BRACKETS</u>	
	Sides	.5				.44			
	Ends	.44				.44			
STIFFENING PLATES.	Number	10				4			
	Section and Scantlings								
	Material	STEEL				STEEL			
* FORE AND AFTERS	Number								
	Section and Scantlings								
	Material								
HATCHES	Thickness	2 1/2	2 1/2			2 1/2	2 1/2		
Remarks									

* The depth of Fore and Afters should be stated from the underside of the hatches in all cases.
(If the sill of the lowest side scuttle will be less than 6 inches above the Indian Summer Load Line if assigned under the tables, state vertical distance from top of deck at side amidships to lower edge of lowest side scuttle.)

The following information is to be given in all Cases of vessels dealt with under Paras. 11, 12 (under 15 feet Moulded depth) and under Shelter Deck Rules.
What is the thickness of the Bridge Sheerstrake? ☒ Strake between Main and Bridge Sheerstrakes? ☒

Delete the words { The Crew ~~are not~~, berthed in the bridge house.
that do not apply { The arrangements to enable them to get backwards and forwards from their quarters ~~are, are not~~ satisfactory.

Length of Bulwarks in well 65'0" 63.69 12.74 128
Area of Freeing Ports required by Para. 11 (e) each side of vessel = 13.10 Sq. ft. EACH SIDE.
Ft. Tenths. Ft. Tenths. No. } Freeing Ports = 13.75 Sq. ft. " "
2.75 x 1.25 x 4 } (each side of vessel)
x x
Total deficiency or excess = 1.01 65 Sq. ft.



Show hereon line of Floors or Tank Top with position of any Breaks in same: also height of Peak Tank tops, &c., &c.

State any special features in the construction of the Vessel

THIS VESSEL IS A SIMILAR VESSEL TO THE OWNERS' FORMER "ARDA"
N^o 1273 IN REGISTER BOOK.

Owners

Address

Dec £ 2 : 2 : 0

Received by me

21/6/19 RMH
23



© 2020

Lloyd's Register Foundation