

29.7.19.
21/8/19.

NUMERALS.

59-0.	BREADTH MOULDED	59-0
33-92	DEPTH MOULDED	33-75
92-92	TRANSVERSE NO	92-75
440	LENGTH	440
40885.	40810 LONGITUDINAL NO	40810
	D TO UPPER DK. = 15-50	D TO BRIDGE DK. = 10-50
	d' = 19-92	12-97

EQUIPMENT NO

LONGITUDINAL NO	40840	40885
POOP BRIDGE & FOLE 281	1686	1844
DECKHOUSES 101 x 8 x 5	404	4024
EQUIPMENT NO	42800	43133

EQUIPMENT.

2 BOWER ANCHORS	72 1/2 CWTs	STOCKLESS
1	62	
1 STREAM	20 1/2	EX STOCK
1 KEDGE	9	
300 FATHOMS	2 1/2	STUD CHAIN CABLE
120	1 1/2	STREAM CHAIN OR 5 STEEL WIRE
130	15	HEMP HAWSER OR 5 1/2
2 OFF 100	8	HAWSER OR 2 1/2
2 OFF 100	8	WARP OR 1 1/2

RIVETING.

BUTTS OF PLAT KEEL PLATES 3 R STRAPS SAME THICKNESS AS PLATES CONNECTED ✓
 STRAKES A TO F 4 R FOR 1/2 L 3 R AT ENDS ✓
 G TO K 3 R ALL FORE & AFT ✓
 SHEERSTRAKE 5 R FOR 1/2 L WHERE OVER 84 OUTSIDE 1/2 L 4 R WHERE OVER 68 ✓
 3 R AT ENDS 3 R IN WAY OF BRIDGE ✓ (M. STRAKE)
 BUTTS OF STRAKE BELOW SHEERSTRAKE 4 R FOR 1/2 L TO 3 R AT ENDS (L. STRAKE)
 BRIDGE SHEERSTRAKE 4 R BUTTS OF BRIDGE SIDE PLATING 2 R STRAKE below character ✓
 POOP & FORECASTLE SIDE PLATING 2 R ✓
 SHELL LANDINGS 2 R ALL FORE & AFT EXCEPT IN POOP & FOLE WHICH ARE 1 R ✓
 DECK PLATING 2 R WHERE OVER 42 REMAINDER 1 R IN BRIDGE 2 R ✓
 BUTTS OF DECK PLATING 2 R WHERE OVER 42 REMAINDER 1 R IN BRIDGE 2 R ✓
 LOWER DECK STRINGER BUTTS 3 R ALL FORE & AFT DECK PLATING 2 R FOR 1/2 L 1 R AT ENDS ✓
 BRIDGE DECK STRINGER BUTTS 3 R DECK PLATING 2 R ✓
 POOP & FOLE STRINGER BUTTS 2 R DECK PLATING 1 R ✓
 ALL DECK PLATING LANDINGS SINGLE RIVETED ✓
 DOUBLE BOTTOM
 BUTTS OF CENTRE STRAKE & MARGIN PLATE 3 R WHERE OVER 42 REMAINDER 2 R ✓
 TANK TOP PLATING 2 R FOR 1/2 L 1 R AT ENDS ✓
 CENTRE GIRDER 3 R ALL FORE & AFT ✓
 LANDINGS OF CENTRE STRAKE 2 R ALL FORE & AFT REMAINDER 1 R ✓
 ALL SHELL DECK & DOUBLE BOTTOM BUTTS & LANDINGS TO BE OVERLAPPED ✓

DOUBLE BOTTOM.

CENTRE GIRDER 46 x 56 - 46 x 62 IN B SPACE KEEL ANGLES 5 x 5 x 60 - 56 ✓
 SINGLE TOP ANGLE 5 x 5 x 60 - 64 IN B SPACE 3 1/2 x 3 1/2 x 54 DOUBLE IN ENGINE SPACE AND
 DOUBLE 3 1/2 x 3 1/2 x 50 FOR 1/2 L ANGLES TO FLOORS 3 1/2 x 3 1/2 x 44 - 42 1/2 x 54 IN B SPACE DOUBLE FOR 1/2 L
 FRAMES 3 1/2 x 3 1/2 x 44 - 42 DOUBLE FROM 1/2 L FORWARD TO COLLISION BULKHEAD ✓
 REVERSE FRAMES 3 1/2 x 3 1/2 x 54 IN B SPACE DOUBLE UNDER BOILER BEARERS ✓
 SOLID FLOORS ON EVERY FRAME 42 - 38 1/2 x 52 IN B SPACE ✓
 FRAME BRACKETS 42 - 38 1/2 x 52 IN B SPACE FLANGED 3 1/2 ALL FORE & AFT ✓
 TANK INTERCOSTALS 42 - 38 1/2 x 52 IN B SPACE INTERCOSTAL BOTTOM ANGLE 3 1/2 x 3 1/2 x 44 - 42 ✓
 INTERCOSTAL TOP ANGLE 3 1/2 x 3 1/2 x 44 - 42 1/2 x 54 IN B SPACE VERTICAL ANGLES 3 x 3 x 42 - 40 ✓
 MARGIN PLATE 38 x 50 TO 32 x 50 ABAFT 1/2 L 58 IN B SPACE MARGIN ANGLE 4 x 4 x 50 ✓
 ANGLE TO FLOOR 3 1/2 x 3 1/2 x 44 - 46 1/2 x 54 IN B SPACE ✓
 TO FRAME BRACKET 3 1/2 x 3 1/2 x 44 - 40 1/2 x 54 IN B SPACE DOUBLE ✓
 NOT HOLD & ENGINE SPACE ✓


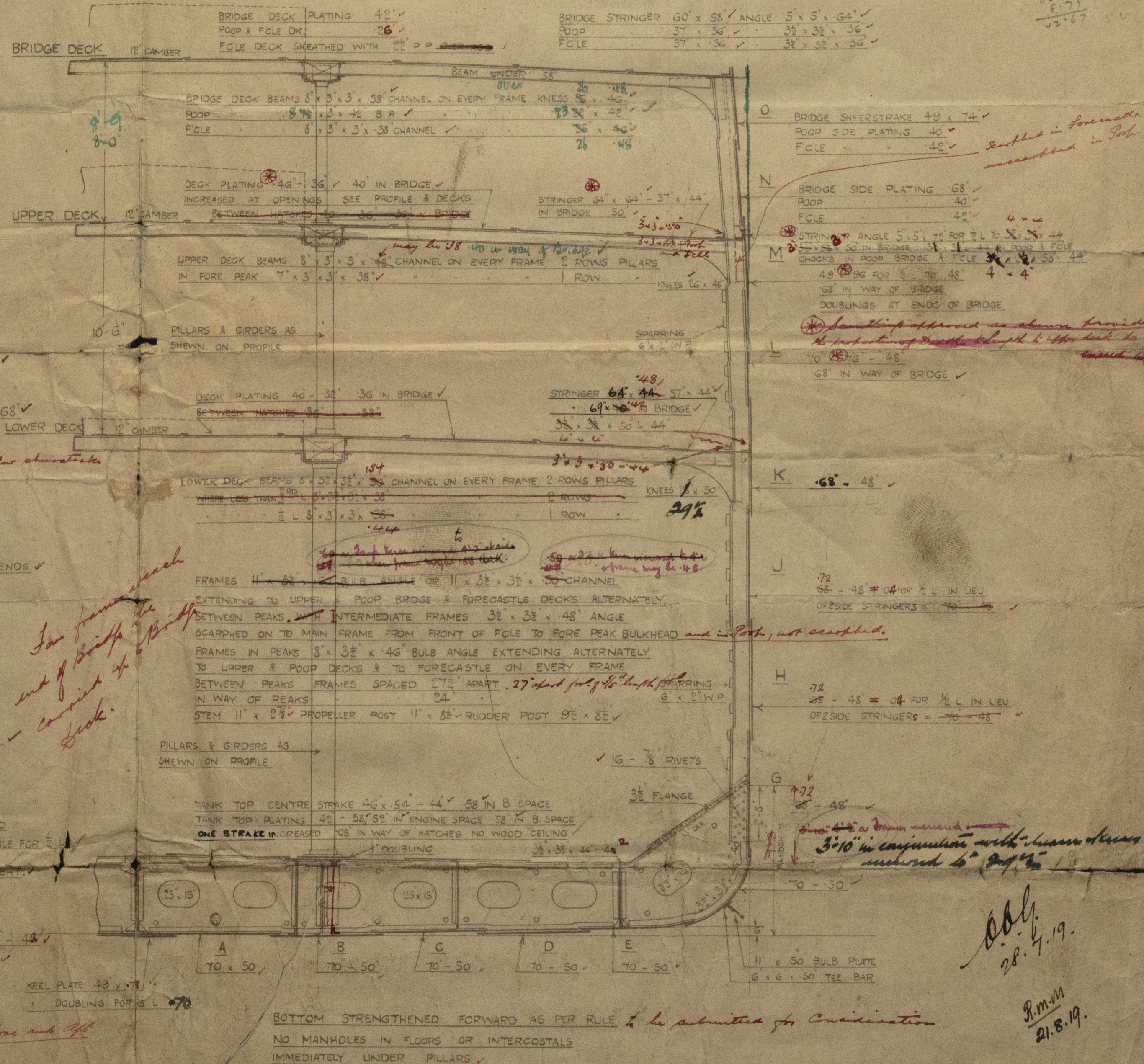
594.598-599
NOS 596-9C.

MIDSHIP SECTION.

DIMENSIONS 440'-0" x 59'-0" x 33'-11" MLD. TO UPPER DK.

SCALE 1/4" = 1 FOOT.

TO CLASS 100 A.I. AT LLOYDS.




28.7.19.
R.M.M.
21.8.19.

594-598

5964 g.c.

J. Munro N. 25

Mud Nelson



S. Calgary

GLAS

NO



40871

597 Sp. Cochrane

Glasgow Rep. Co.

42555

Sp. 'Calumet'

Glasgow Rep. Co.

42556

599 Sp. 'Cariboo'

GLASGOW REPORT No. 43893

003006-003012-0232



© 2021

Lloyd's Register
Foundation