




Cast Steel Rudder
S.S. No 286



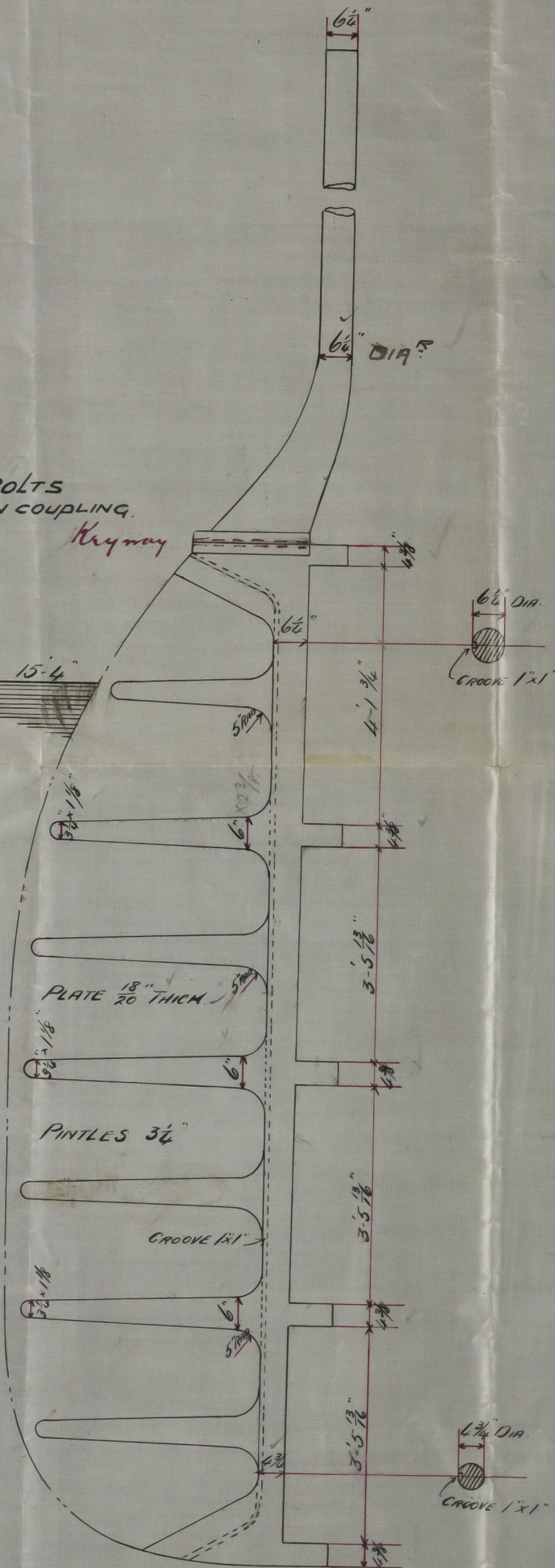
improved

286

6 BOLTS
IN COUPLING.

Key way

MEAN LOAD DRAUGHT 15.4"



S. S. No 286.

CAST STEEL RUDDER.

SCALE 1/2" = 1 FOOT.

2 No 14393.


SPEED 11 KNOTS.

DRAWN BY

BB

CHECKED BY

BB



C.B.

16.8.02.




J.W.

Lloyd's Register
Foundation

002978-002988-0001

Cast Steel Rudder.



Fr

For

Me

Da

L. P. Canopus

№ 145348

2222 1/2 285

2020 © 2020

170071 = 8/25A92

Lloyd's Register
Foundation

002978-002988-0001