

# STEEL SCREW STEAMER

N<sup>o</sup> 197

DIMENSIONS = LENGTH 235'0" BREADTH 37'0" DEPTH 15'6"

To Class 100 H/14000

Speed 14 1/2 kts

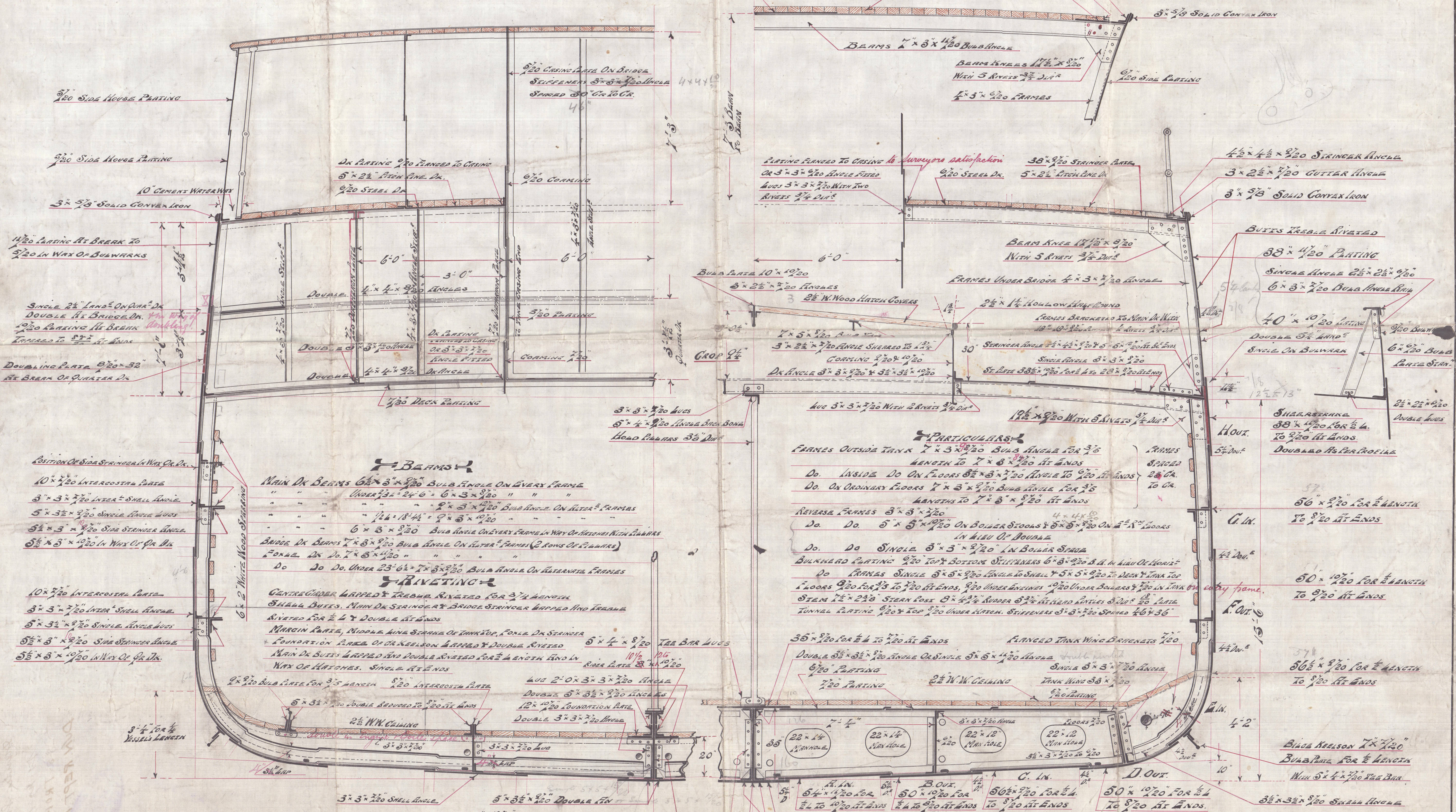

## EQUIPMENT

- 1 BOW ANCHOR 30 CWT STOCKLESS
- 1 Do. Do. 26 Do. Do.
- 1 Do. Do. 24 Do. Do.
- 1 STEERING Do. 7 Do. Do. STOCK
- 1 KEDGE Do. 4 Do. Do. Do.
- 240 LATHOMS 1 1/2" STUB CHAIN CHABLE
- 75 Do. 3 1/2" SINGLY STEEL WIRE
- 90 Do. 3 1/2" Do. TOWLINE WIRE
- 90 Do. 6" MANILLA MANILLA
- 90 Do. 5" Do. WARP

14000 18200

## HYDRO NUMERALS

HALF CIRCUM	31.58 = 31 1/2 10 3/4	31.87
HAFT BERM	18.50	18.50
TOTAL DEPTH	16.27	16.27
1 <sup>st</sup> NUMBER	66.35 = 14000 65	14000 65
2 <sup>nd</sup> NUMBER	233.70 = 66.35 - 15.505 = 99 = 14000 18	14000 18
EQUIPMENT	TONAGE = 30.5 x 7.25 x 1.5 = 332.0	30.5 x 7.25 x 1.5 = 332.0
BRIDGE	68.25 x 14.0 x 1.5 = 1430.0	68.25 x 14.0 x 1.5 = 1430.0
CHIMNEY	28.25 x 3.6 x 2.0 = 205.5	28.25 x 3.6 x 2.0 = 205.5
DR HOUSE	23.0 x 7.25 = 168.75	23.0 x 7.25 = 168.75
Do. Do.	26.0 x 7.25 = 188.5	26.0 x 7.25 = 188.5
EQUIPMENT	17430.18	17430.18



WHERE NOT EXPOSED  
DECK PLATING & TANK TOP JOICED AT BUILDERS OPTION  
BULKHEAD FRAMES JOICED AND NO BULKHEAD FRAMES  
ORDINARY FLOORS 7/2" IN WAY OF HEAVY BULKHEAD FRAMES  
ORDINARY FRAMES 4" x 8" x 7/2" SET TO LINE & 1/2" IN WAY OF  
ROOFING Do. 3" x 3" x 7/2" TO LINE OF MAIN DECK PLATING  
Do. Do. Do. TO LINE OF SIDE STRINGER OR DECK PLATING

SINGLE VERTICAL 4" x 4" x 7/2" ANGLE IN ALIAS  
OF DOUBLE UNDER ANGLE & BOILER SPACE

7.8.07.




Midship Section

Dunde S/S Coys

St. No 197

S.S. TROPEIRO

DUN. REPT N<sup>o</sup> 7361



002956-002969-0187



© 2020

Lloyd's Register  
Foundation

002956-002969-0187