

PLAN N° 27

# N° 918<sup>g</sup> PROFILE

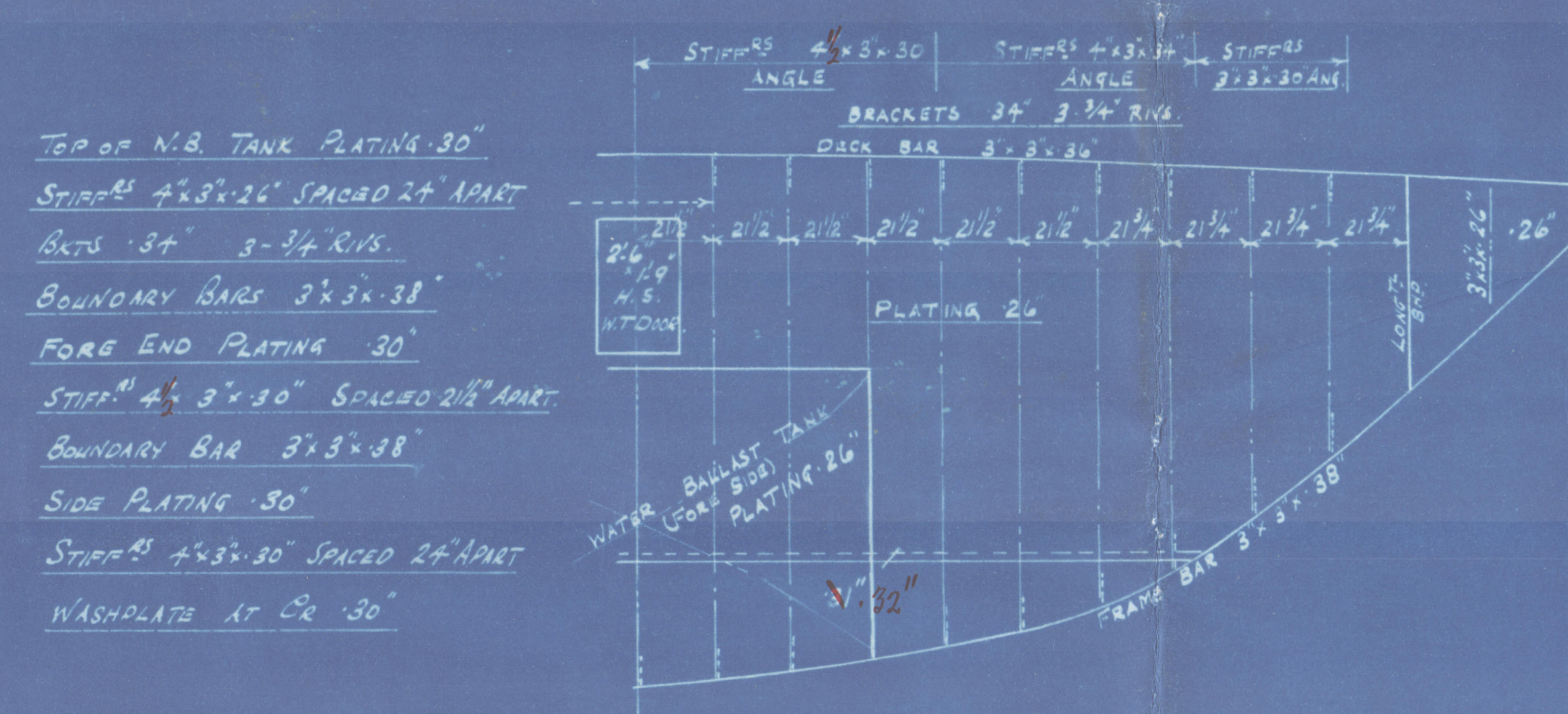
SCALE:  $\frac{1}{4}$  INCH = ONE FOOT

DIMENSIONS: 156'-6" (ON L.W.L.) x 48'-0" MLD. x 13'-1 $\frac{1}{2}$ " MLD. TO MAIN DECK


CLASS LLOYDS + 100 A.I. WITH FREEBOARD CORRESPONDING TO A DRAFT OF 8'-6" (MEAN)

FOR FERRY PURPOSES, RIVER MERSEY (OLD RULES)

Plan of bit fuel tanks to be submitted.

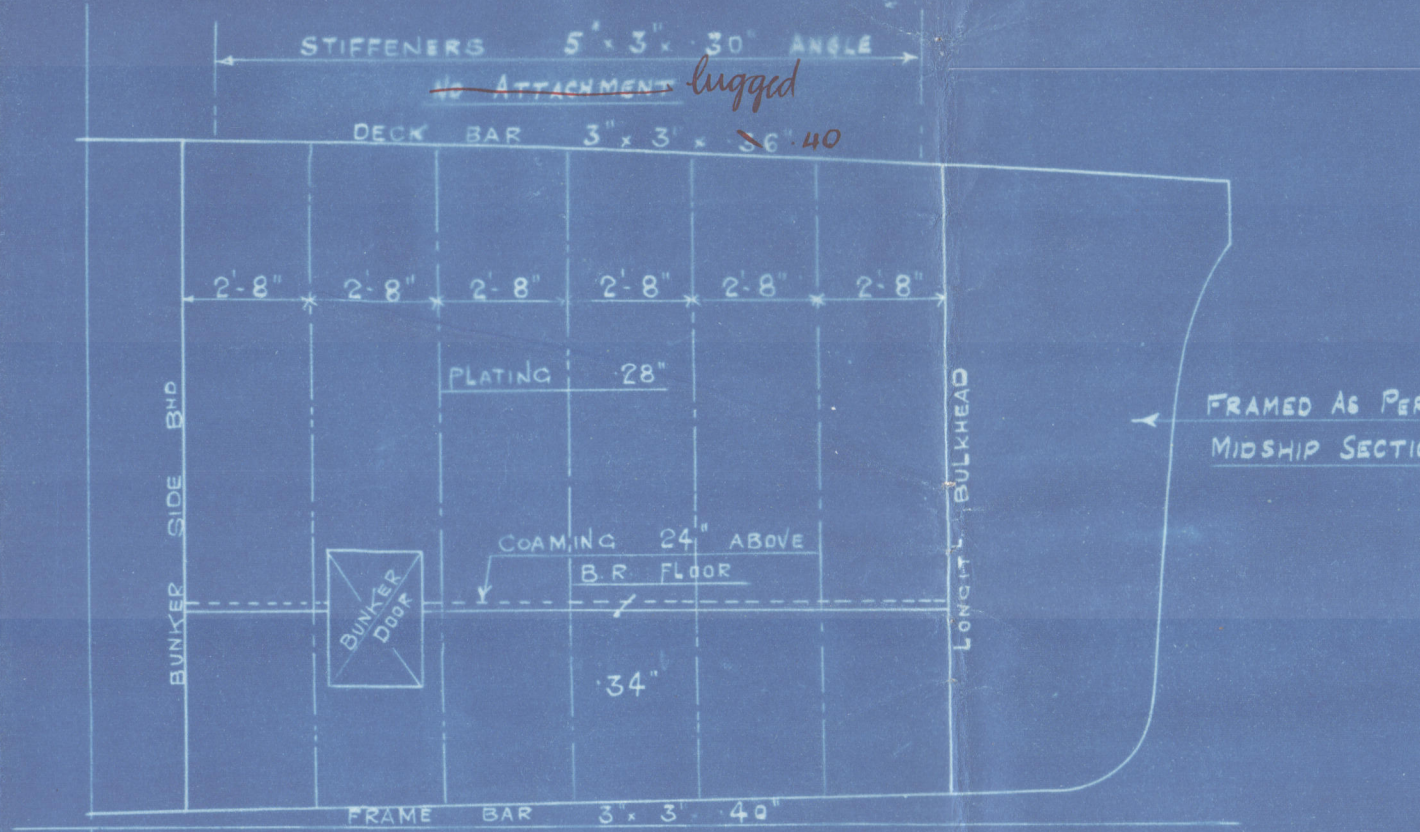


W.T. BULKHEAD 11  
LOOKING AFT




W.T. BULKHEAD 37  
LOOKING AFT  
O.T. AT SIDES


FIN TANK TOP PLATING 30"  
STIFFERS 4' x 3' 3/8" ANGLE 24" APART  
BCKTS 30" 3-3/4" RIVS  
BOUNDARY BARS 3' x 3' 3/8"  
FORE END PLATING 30"  
STIFFERS 4' x 3' 3/8" ANGLE 24" APART  
BOUNDARY BAR 3' x 3' 3/8"  
SIDE PLATING 30"  
STIFFERS 4' x 3' 3/8" ANGLE 24" APART  
WASHPLATE AT CR 30"



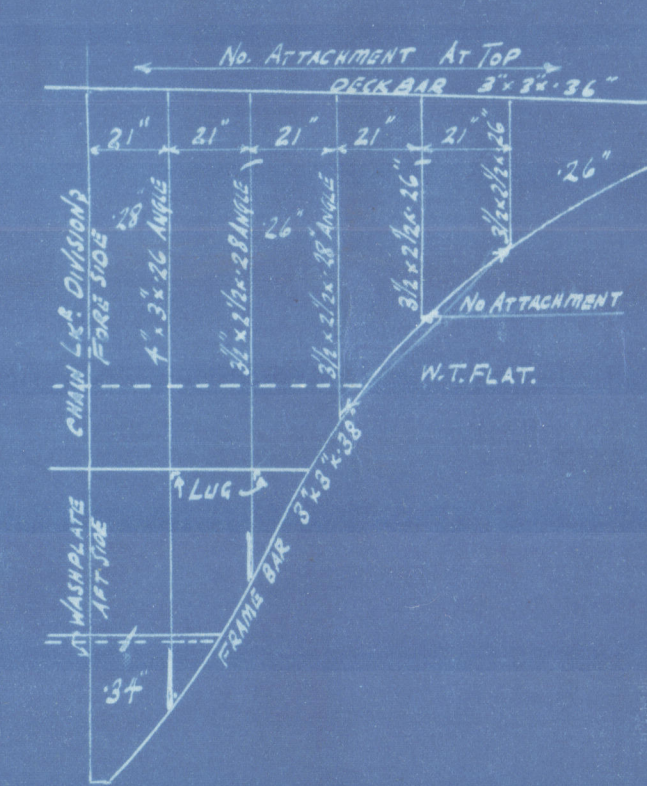
BUNKER BULKHEAD 41  
LOOKING AFT



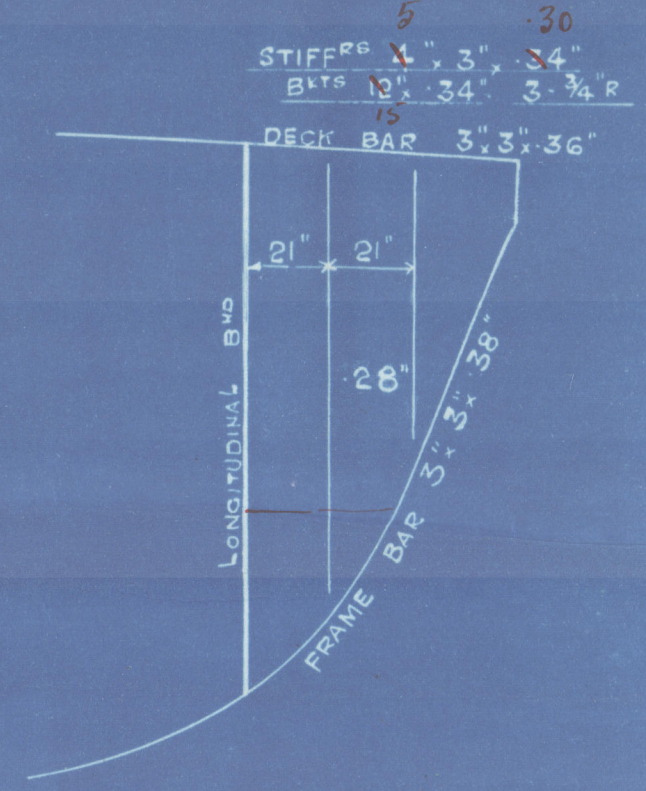
W.T. BULKHEAD 53  
LOOKING AFT



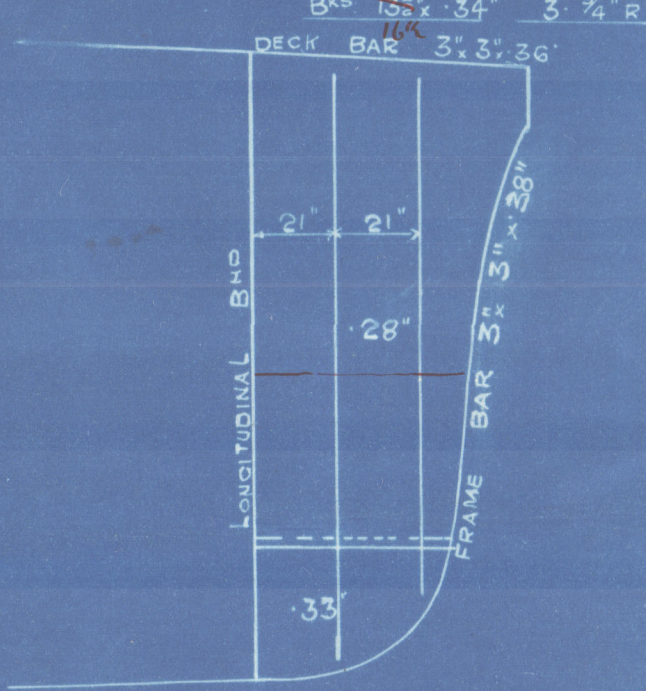
W.T. BULKHEAD 63  
LOOKING AFT



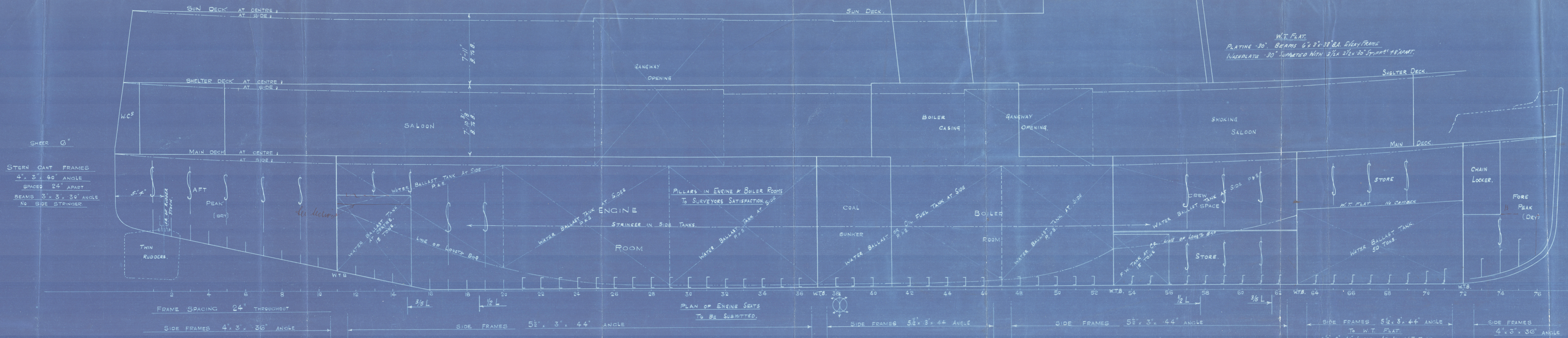
W.T. BULKHEAD 72  
LOOKING AFT



W.T. DIVISION  
AT FRAME 29



W.T. DIVISION  
AT FRAME 29



STERN GANT FRAMES  
4' x 3' 1/4" ANGLE  
SPACED 24" APART  
BEAMS 3' x 3' 3/8" ANGLE  
NO SIDE STRINGER

W.T. FLAT  
PLATING 30" BEAMS 6' x 3' 3/8" ANGLE  
WASHPLATE 30" SUPPORTED WITH 3/4" x 3/8" STIFFERS 24" APART

PLAN OF ENGINE SEATS  
TO BE SUBMITTED.

STRENGTHENING AT FORE END AS PER  
SECTION 17 (OLD RULES) NOT REQUIRED IN  
THIS VESSEL.



Messrs. Starland & Wolff. Ltd

Nº 9189.

Profile Plan.

ROYAL IRIS II

<sup>26d</sup>

GLASGOW/REPORT No. 52443

"Royal Iris II."

GLASGOW REPORT No. 52440

002907-002915-002



© 2021

Lloyd's Register  
Foundation