

N<sup>o</sup> 277 & 8.  
MIDSHIP SECTION.

SCALE.- 1-20.

To CLASS Lloyd 100 A1. "CARRYING PETROLEUM IN BULK."

DIMENSIONS.

LENGTH B.P.	=	335'-0"
BREADTH MLD.	=	56'-0"
DEPTH MLD. TO UPPER DECK	=	14'-9½"
TRUNK HEIGHT	=	6'-11½"
ROUND OF BEAM.	=	1'-2"
RISE OF FLOOR	=	3"
RADIUS OF BILGE	=	7'-0"

ALL STANDING FLANGES OF STIFFENERS SHIPED THUS. —————  
 NOTCHED FOR LONGITUDINALS TO BE WELL ROUNDED.  
 NUMBER OF RIVETS IN KNEES AS SHOWN.  
 AIR HOLES IN B.A. BEAMS  $\frac{7}{8}$ " DIAM. SPACED 12" APART.  
 DRAIN HOLES IN LONGS 1" " " 12" "

EQUIPMENT N° 25,514.

EQUIPMENT.

- 3 BOW ANCHORS 48 3/4 OUT SOCKETS.  
1 STEAM ANCHOR 46 1/4 " EX STOCK  
1 KEDGE ANCHOR 8 1/2 " EX STOCK.  
270 ATOMS? 2" STD LINK CABLE.  
90 " 4 1/2 " 9/16" STREAM WIRE.  
120 " 4 " " TOWLINE.  
2 @ 30 " 2 1/2 " HAWSERS  
2 @ 90 " 2 1/2 " WARPS.

## WEB FRAME.

AT FRAME N<sup>o</sup> 48, 52, 62, 66, 76, 80, 90, 94,  
104, 108, 118 + 122.

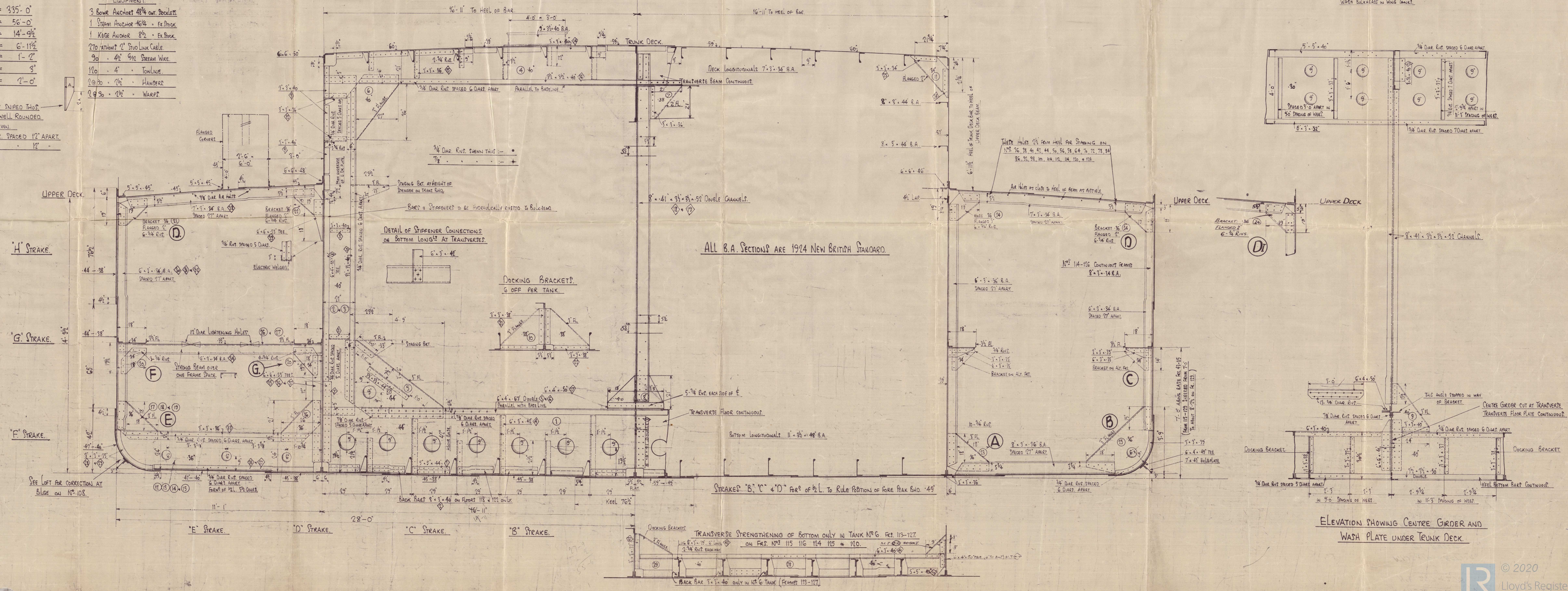
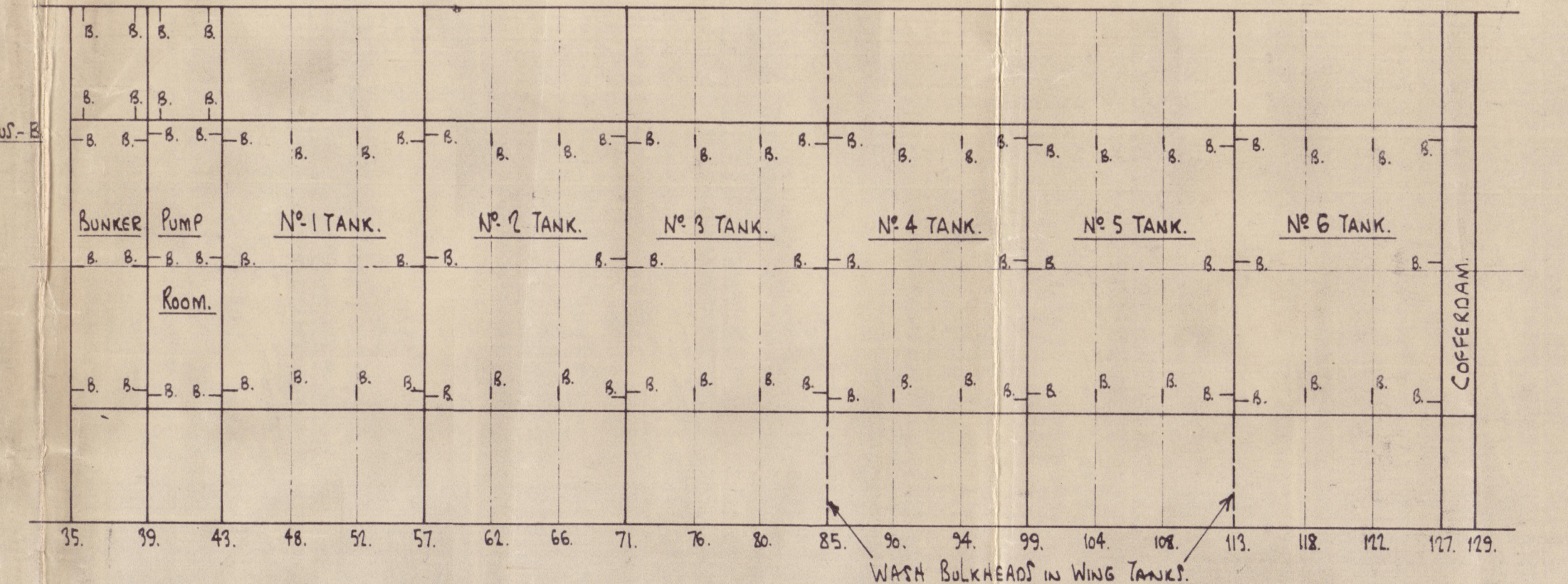
NOTE. - SEE FRAMING PROFILE FOR TRANSVERSES IN  
SIDE TANKS ON NOS 118 & 122.

NORMAL FRAME.

FRAME NOS 44-47, 49-51, 53-56, 58-61, 63-65, 67-70, 72-75.

77-79, 81-84, 86-89, 91-93, 95-98, 100-103, 105-107.  
109-111 (FOR MIDSOLE & SIDE TANKS): SEE FRAMING PROFILE FOR DETAIL AT 109-112.  
114-117, 119-121, 123-126 ONLY FOR MIDSOLE TANKS.  
SEE LIST FOR CORRECTION AT B/LGE FOR NPS 43-46, 105-107.  
NPS 41 & 42 SIMILAR WITH CORRECTION AT B/LGE AND NPS 41 FR. CONTINUED TO POOP DECK.

PLAN VIEW SHOWING POSITION OF STAGING BRACKETS.



FURNESS SHIPBUILDING COMPANY, LIMITED  
 HAVERTON HILL, ONTARIO  
 Issue No. *x24670*  
 Ship Drawing Office  
 Date *9-3-58*  
*[Signature]*  
T. No 2028



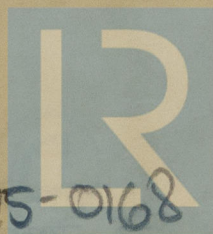
FURNESS S.B. CO.

N<sup>os</sup> 277 - 278

MIDSHIP SECTION

AS BUILT

S.S. "REBECA"  
MDB. RPT. No. 16275



© 2020

Lloyd's Register  
Foundation

002870-002875-0168