

Nº 277 & 8. MIDSHIP SECTION.

SCALE- 1-20.

To class Lloyd's 100 A1. CARRYING PETROLEUM IN BULK.

DIMENSIONS

LENGTH B.P.	= 335'-0"
BREADTH MLD.	= 56'-0"
DEPTH MLD. TO UPPER DECK	= 14'-9 1/2"
TRUNK HEIGHT	= 6'-11 1/2"
ROUND OF BEAM	= 1'-2"
RISE OF FLOOR	= 3"
RADIUS OF BILGE	= 2'-0"

ALL STANDING FLANGES OF STIFFENERS SHOWN THIS NOTED FOR LONGITUDINALS TO BE WELL ROUNDED.
NUMBER OF RIVETS IN KNEES AS SHOWN.
AIR HOLES IN B.A. BEAMS 3/8" DIAM. SPACED 12" APART.
DRAIN HOLES IN LONGS 1" 12"

EQUIPMENT Nº 25,514.

EQUIPMENT	
3 BOWER ANCHORS 48 1/4" DIA. BOWLESS	
1 STEERING ANCHOR 16 1/4" x 6" DIA. BOWLESS	
1 KEDGE ANCHOR 8 1/2" x 6" DIA. BOWLESS	
270 FATHOMS 1" STUD LINK CABLE	
90 - 4 1/2" 5/16" STEERING WIRE	
120 - 4" TOWLINE	
2 @ 30 - 1 1/2" HANDBARS	
2 @ 30 - 1 1/2" WARPS	

WEB FRAME

AT FRAME Nº 48, 52, 56, 60, 64, 68, 72, 76, 80, 84, 88, 92, 96, 100, 104, 108, 112, 116, 120.

NOTE- SEE FRAMING PROFILE FOR TRANSVERSE IN SIDE TANKS ON Nº 118 & 122.

NORMAL FRAME

FRAME Nº 44-47, 49-51, 53-55, 57-59, 61-63, 65-67, 69-71, 73-75, 77-79, 81-83, 85-87, 89-91, 93-95, 97-99, 101-103, 105-107, 109-111, 113-115, 117-119, 121-123.

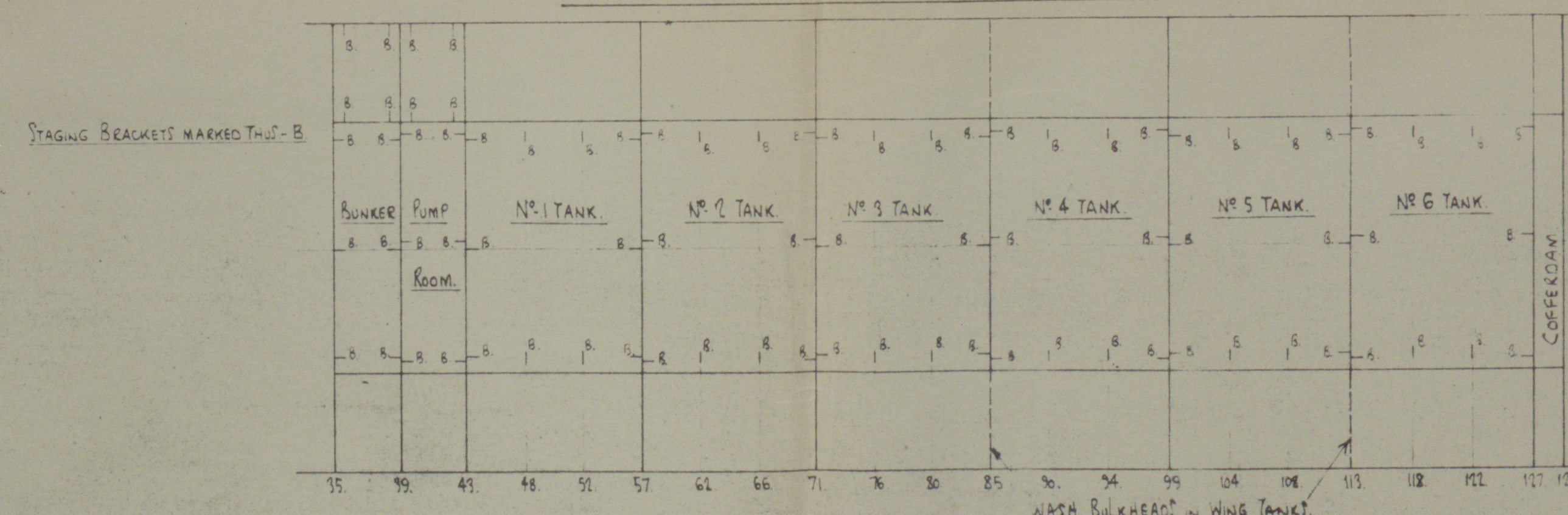
119-121 (FOR MIDDLE & SIDE TANKS) SEE FRAMING PROFILE FOR DETAIL AT 109-112.

114-117, 119-121, 123-126 ONLY FOR MIDDLE TANKS.

SEE LEFT FOR CORRECTION AT BILGE ON Nº 43-46, 105-107.

Nº 41 & 42 SIMILAR WITH CORRECTION AT BILGE AND Nº 41 FE CONTINUED TO FORD DECK.

PLAN VIEW SHOWING POSITION OF STAGING BRACKETS

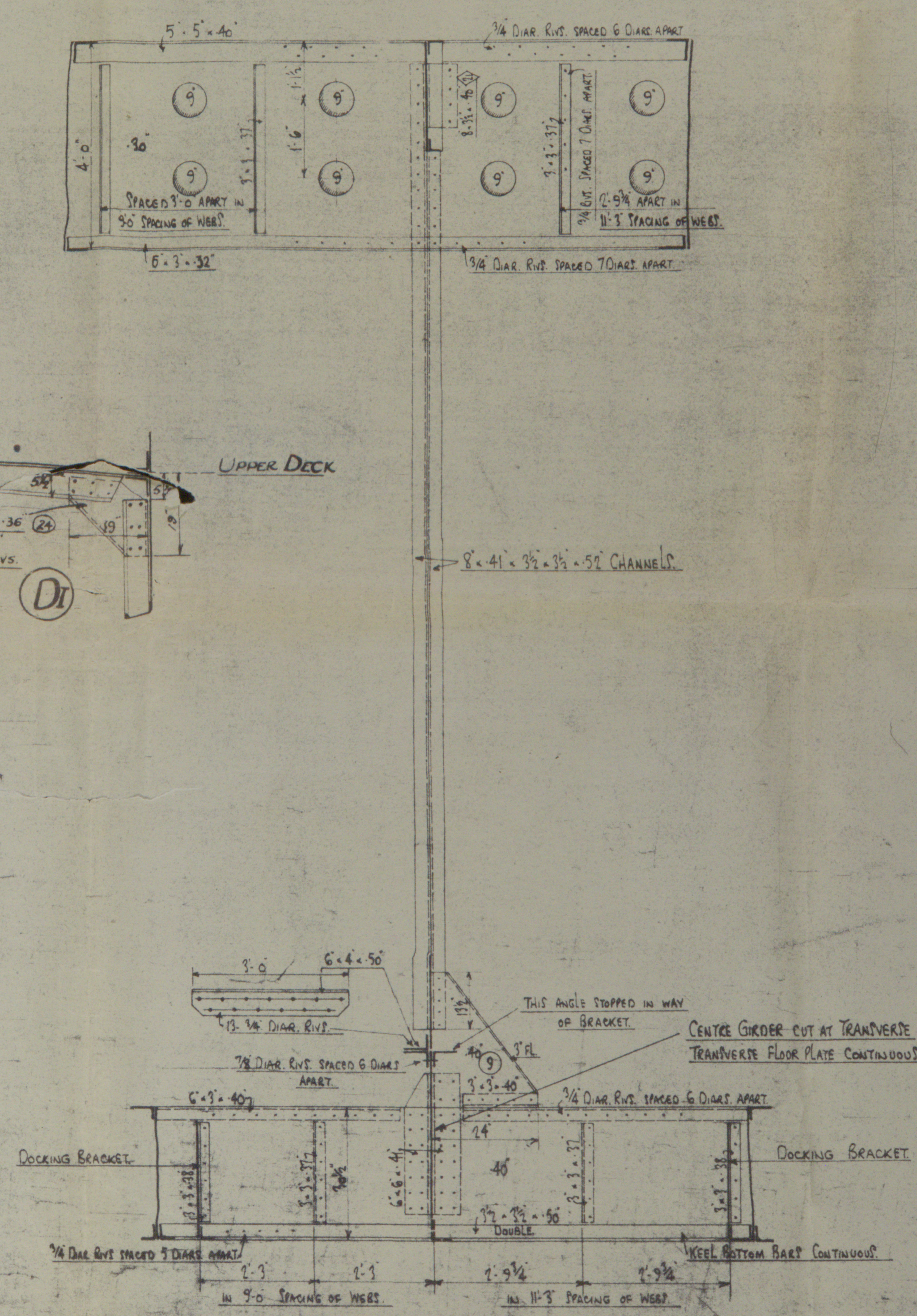
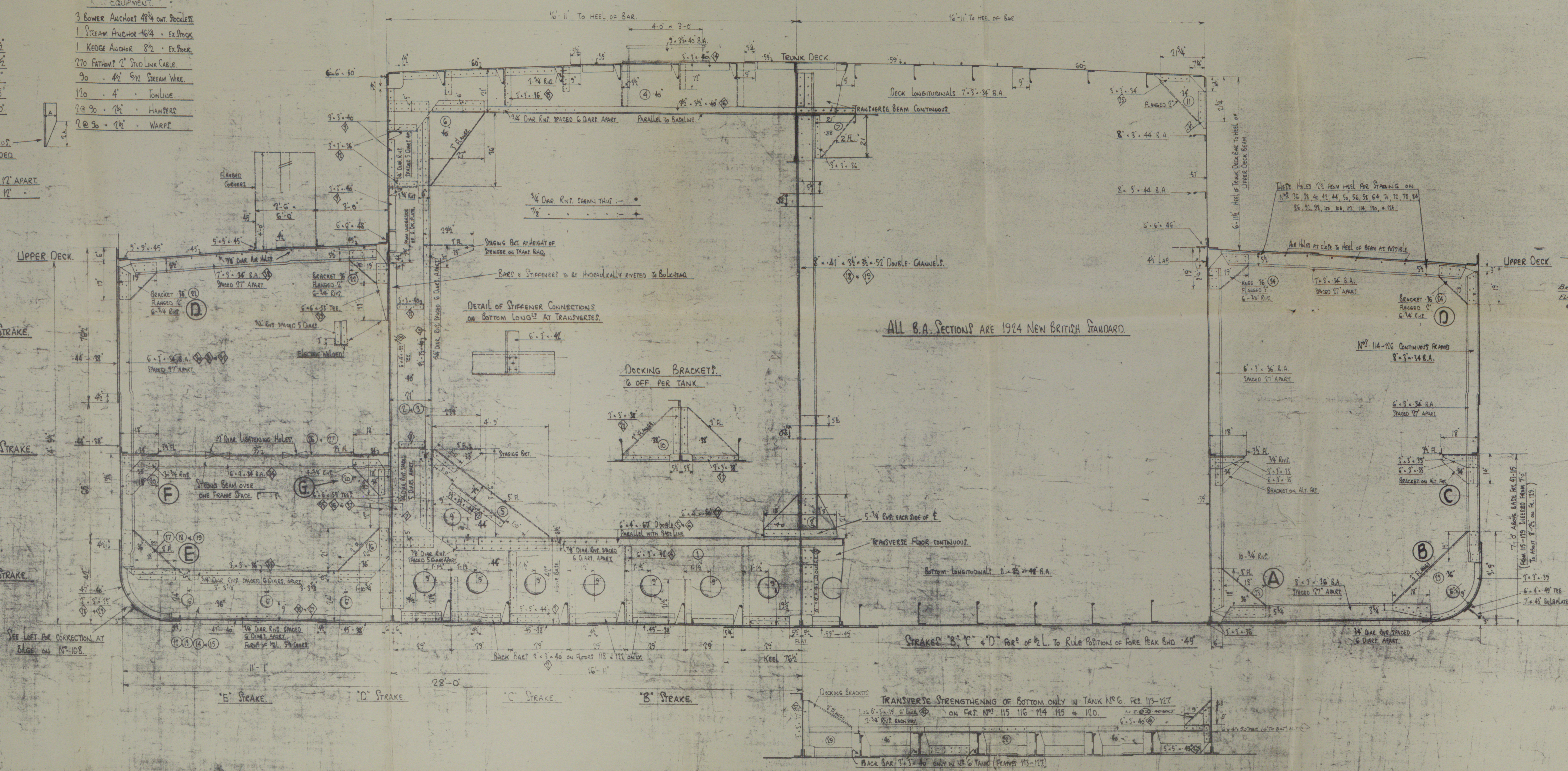


MATERIAL ORDER

MARK	Nº	LENGTH	BREADTH	THICK	REMARKS
MT.	12	33'-7 1/2"	4'-2 1/2"	44	48-122
2	22	18'-3 1/2"	7'-1"	42	48-118
3	2	18'-6"	7'-1"	42	48-118
4	12	33'-7 1/2"	4'-2 1/2"	44	Each cut 2
5	12	33'-7 1/2"	4'-2 1/2"	44	Each cut 2
6	12	33'-7 1/2"	4'-2 1/2"	44	Each cut 2
7	2	18'-6"	7'-1"	42	48-118
8	2	18'-6"	7'-1"	42	48-118
9	2	18'-6"	7'-1"	42	48-118
10	2	18'-6"	7'-1"	42	48-118
11	2	18'-6"	7'-1"	42	48-118
12	2	18'-6"	7'-1"	42	48-118
13	2	18'-6"	7'-1"	42	48-118
14	2	18'-6"	7'-1"	42	48-118
15	2	18'-6"	7'-1"	42	48-118
16	2	18'-6"	7'-1"	42	48-118
17	2	18'-6"	7'-1"	42	48-118
18	2	18'-6"	7'-1"	42	48-118
19	2	18'-6"	7'-1"	42	48-118
20	2	18'-6"	7'-1"	42	48-118
21	2	18'-6"	7'-1"	42	48-118
22	2	18'-6"	7'-1"	42	48-118
23	2	18'-6"	7'-1"	42	48-118
24	2	18'-6"	7'-1"	42	48-118
25	2	18'-6"	7'-1"	42	48-118
26	2	18'-6"	7'-1"	42	48-118
27	2	18'-6"	7'-1"	42	48-118
28	2	18'-6"	7'-1"	42	48-118
29	2	18'-6"	7'-1"	42	48-118
30	2	18'-6"	7'-1"	42	48-118
31	2	18'-6"	7'-1"	42	48-118
32	2	18'-6"	7'-1"	42	48-118
33	2	18'-6"	7'-1"	42	48-118
34	2	18'-6"	7'-1"	42	48-118
35	2	18'-6"	7'-1"	42	48-118
36	2	18'-6"	7'-1"	42	48-118
37	2	18'-6"	7'-1"	42	48-118
38	2	18'-6"	7'-1"	42	48-118
39	2	18'-6"	7'-1"	42	48-118
40	2	18'-6"	7'-1"	42	48-118
41	2	18'-6"	7'-1"	42	48-118
42	2	18'-6"	7'-1"	42	48-118
43	2	18'-6"	7'-1"	42	48-118
44	2	18'-6"	7'-1"	42	48-118

ANGLES

MT.	Nº	LENGTH	BREADTH	THICK	REMARKS
1	2	18'-6"	7'-1"	42	48-118
2	2	18'-6"	7'-1"	42	48-118
3	2	18'-6"	7'-1"	42	48-118
4	2	18'-6"	7'-1"	42	48-118
5	2	18'-6"	7'-1"	42	48-118
6	2	18'-6"	7'-1"	42	48-118
7	2	18'-6"	7'-1"	42	48-118
8	2	18'-6"	7'-1"	42	48-118
9	2	18'-6"	7'-1"	42	48-118
10	2	18'-6"	7'-1"	42	48-118
11	2	18'-6"	7'-1"	42	48-118
12	2	18'-6"	7'-1"	42	48-118
13	2	18'-6"	7'-1"	42	48-118
14	2	18'-6"	7'-1"	42	48-118
15	2	18'-6"	7'-1"	42	48-118
16	2	18'-6"	7'-1"	42	48-118
17	2	18'-6"	7'-1"	42	48-118
18	2	18'-6"	7'-1"	42	48-118
19	2	18'-6"	7'-1"	42	48-118
20	2	18'-6"	7'-1"	42	48-118
21	2	18'-6"	7'-1"	42	48-118
22	2	18'-6"	7'-1"	42	48-118
23	2	18'-6"	7'-1"	42	48-118
24	2	18'-6"	7'-1"	42	48-118
25	2	18'-6"	7'-1"	42	48-118
26	2	18'-6"	7'-1"	42	48-118
27	2	18'-6"	7'-1"	42	48-118
28	2	18'-6"	7'-1"	42	48-118
29	2	18'-6"	7'-1"	42	48-118
30	2	18'-6"	7'-1"	42	48-118
31	2	18'-6"	7'-1"	42	48-118
32	2	18'-6"	7'-1"	42	48-118
33	2	18'-6"	7'-1"	42	48-118
34	2	18'-6"	7'-1"	42	48-118
35	2	18'-6"	7'-1"	42	48-118
36	2	18'-6"	7'-1"	42	48-118
37	2	18'-6"	7'-1"	42	48-118
38	2	18'-6"	7'-1"	42	48-118
39	2	18'-6"	7'-1"	42	48-118
40	2	18'-6"	7'-1"	42	48-118
41	2	18'-6"	7'-1"	42	48-118
42	2	18'-6"	7'-1"	42	48-118
43	2	18'-6"	7'-1"	42	48-118
44	2	18'-6"	7'-1"	42	48-118



ELEVATION SHOWING CENTRE GIRDER AND WASH PLATE UNDER TRUNK DECK

TO ACCOMPANY NAME REPORT No. 08926
DATED 1951

Midship Sect.
"Rebecca."

002870-002875-0162



© 2020

Lloyd's Register
Foundation